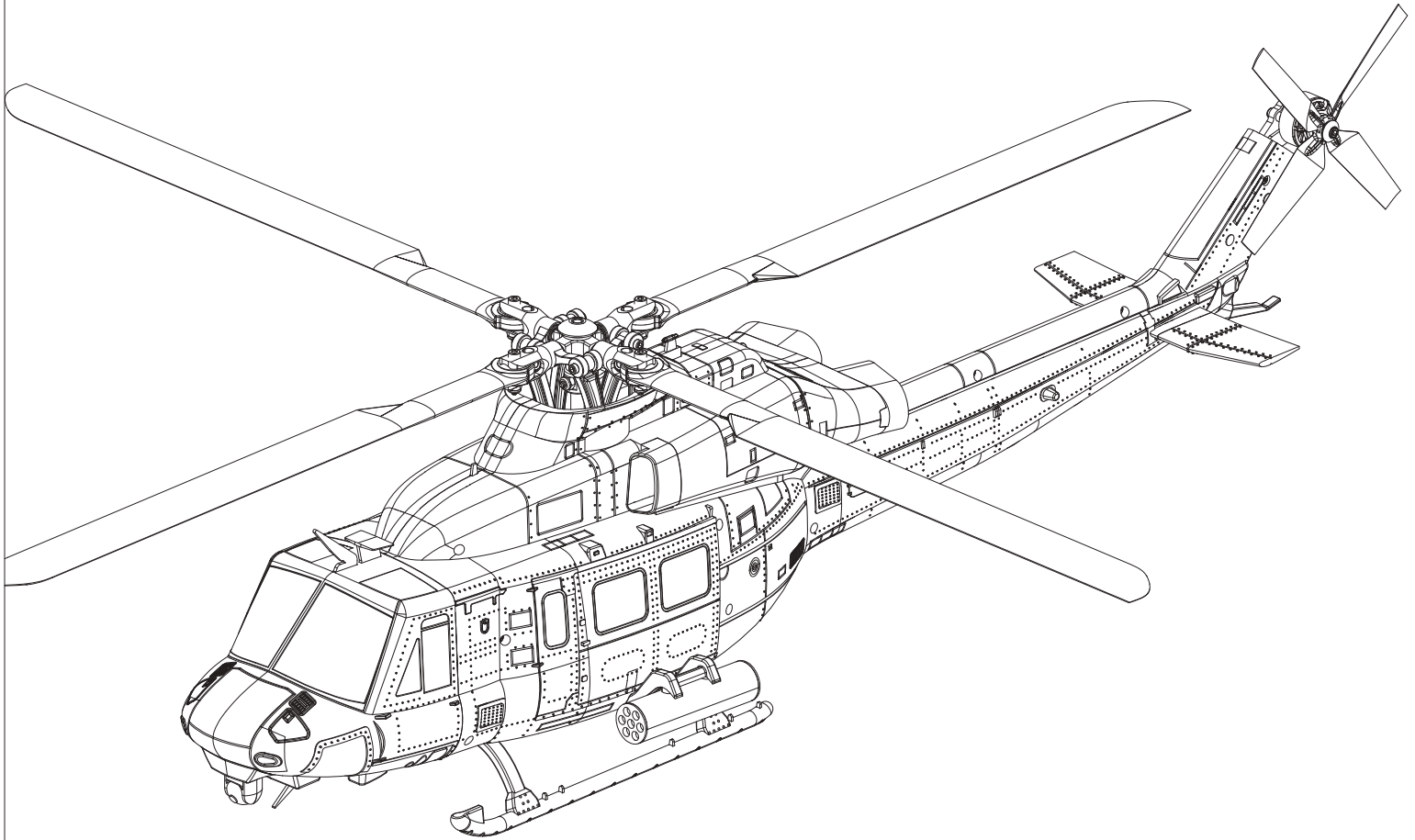


# E2

## INSTRUCTION MANUAL

## 使用说明书



### GOOSKY

#5 BY DESIGN

© 2024

Thank you for buying GOOSKY products. The E2 is the latest technology in radio control helicopters. Please read this manual carefully before assembling and flying the new E2 helicopter. We recommend that you keep this manual for future reference and to assist with maintenance.

感谢您选用谷天科技系列产品。

进入遥控世界前必须告诉您许多相关的知识与注意事项，以确保您能够在学习的过程中较得心应手。在开始操作之前，请务必详细阅读本说明书，相信一定能够给您带来相当大的帮助，也请您妥善保管这本说明书，以作为日后参考。




Thank you for buying GOOSKY products. The E2 Helicopter is designed as an easy to use, full featured radio control helicopter capable of all forms of rotary flight. Please read the manual carefully before assembling the model, and follow all precautions and recommendations located within the manual. Be sure to retain the manual for future reference, routine maintenance, and tuning.

The E2 is a new product developed by GOOSKY. It features the best design available on the Micro-Heli market to date, providing flying stability for beginners, full aerobatic capability for advanced fliers, and unsurpassed reliability and customer support.

感谢您选购谷天科技公司产品，为了您容易方便使用E2直升机，请您详细的阅读完这本说明书之后再行进行组装以及操作这台直升机，同时请您妥善保存这本说明书，作为日后进行调整以及维修的参考。

E2是由谷天科技有限公司自行研发的新产品，不论您是需求飞行稳定的初学者还是追求性能卓越的飞行爱好者。E2将是您最佳的选择。

## WARNING LABEL LEGEND 标志代表含义

 <b>WARNING</b> 警告	Mishandling due to failure to follow these instructions may result in damage or injury. 因为疏忽这些操作说明，而使用错误可能造成财产损失或严重伤害。
 <b>CAUTION</b> 注意	Mishandling due to failure to follow these instructions may result in danger. 因为疏忽这些操作说明，而使用错误可能造成危险。
 <b>FORBIDDEN</b> 禁止	Do not attempt under any circumstances 在任何禁止的环境下，请勿尝试操作。

## IMPORTANT NOTES 重要声明

R/C helicopters, including the E2 are not toys. R/C helicopters utilize various high-tech products and technologies to provide superior performance. Improper use of this product can result in serious injury or even death. Please read this manual carefully before using and make sure to be conscious of your own personal safety, the safety of others, and your environment when operating all GOOSKY products.

Manufacturer and seller assume no liability for the operation or the use of this product. Intended for use only by adults with experience flying remote control helicopters at a legal flying field. After the sale of this product we cannot maintain any control over its operation or usage.

E2遥控直升机并非玩具，它是结合了许多高科技产品所设计出来的休闲用品，所以商品的使用不当或者不熟悉都可能会造成严重伤害甚至死亡，使用之前请务必仔细阅读本说明书，勿轻忽并注意自身安全。

注意！任何遥控直升机的使用，制造商和经销商是无法对使用者于零件使用的损耗异常或组装不当所发生之意外负任何责任，本产品是为提供给有操作过模型直升机经验的成人或者有相当技术的人员在旁指导于当地合法遥控飞行场飞行，以确保安全无误下操作使用，产品售出后该公司将不负任何责任和使用控制上的任何性能与安全责任。

We recommend that you obtain the assistance of an experienced pilot before attempting to fly our products for the first time. A local expert is the best way to properly assemble, setup, and fly your model for the first time. E2 Helicopter requires a certain degree of skill to operate, and is a consumer item. Any damage or dissatisfaction as a result of accidents or modifications are not covered by any warranty and cannot be returned for repair or replacement. Please contact our distributors for free technical consultation and parts at discounted rates when you experience problems during operation.

模型商品属于需高操作技术且为消耗性之商品，如经拆装使用后，会造成不等情况零件损耗，任何使用情况所造成的商品不良或不满意，将无法于保固条件内更换新品或者退货，如遇有使用操作维修问题，本公司全球分公司或者代理商将提供技术指导，特价零件供应服务。

## SAFETY NOTES 安全注意事项



Fly only in safe areas, away from other people. Do not operate R/C aircraft within the vicinity of homes or crowds of people. R/C aircraft are prone to accidents, failures, and crashes due to a variety of reasons including, lack of maintenance, pilot error, and radio interference. Pilots are responsible for their actions and damage or injury occurring during the operation, or as a result of flying R/C aircraft.

遥控模型飞机、直升机属于高危险性商品，飞行时务必远离人群，人为组装不当或机件损坏，电子控制设备不良，以及操控上的不熟悉、都有可能导致飞行失控损伤等不可预期的意外，请飞行者务必注意飞行安全，并需了解自负疏忽所造成的任何意外之责任。



**FLY IN AN APPROPRIATE LOCATION 远离障碍物及人群**

R/C helicopters fly at high speed, thus posing a certain degree of potential danger. Choose a legal flying field consisting of flat, smooth ground without obstacles.

Do not fly near buildings, high voltage cables, or trees to ensure the safety of yourself, others and your model.

For the first practice, please choose a legal flying field and use training skids to fly to reduce the damage. Do not fly your model in inclement weather, such as rain, snow or darkness.

直升机飞行时具有一定的速度，相对的也潜在着危险性，场地的选择也相对的重要，请遵守当地的法律法规到合法的遥控飞行场地去飞行。

必须注意周边有没有人、高楼、建筑物、高压电线、树木等等，避免操控的不当造成自己或他人的财产损失。

初次练习时，务必选择在空旷合法专属飞行场地并适当搭配练习架飞行，这对于飞行失误所造成的损伤将会大幅的降低。请勿在下雨天、打雷等恶劣天气下操作，以确保本身及机体的安全。




**PREVENT MOISTURE 远离潮湿环境**

R/C models are composed of many precision electrical components.

It is critical to keep the model and associated equipment away from moisture and other contaminants. The introduction or exposure to water or moisture in any form can cause the model to malfunction resulting in loss of use, or a crash. Do not operate or expose to rain or moisture.

直升机内部也是由精密的电子零件组成，所以必须绝对的防止潮湿或水气，避免在浴室或雨天时使用，防止水气进入机身内部而导致机件及电子零件故障而引发不可预期的意外！

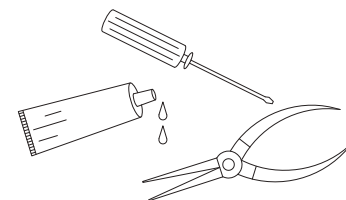


**PREVENT OPERATION 勿不当使用本产品**

Please use only Goosky parts to ensure the safe operation of your helicopter.

请勿自行改造加工，任何的升级改造或维修，请使用谷天科技创新产品目录中的零件，以确保结构的安全。

请确认于产品限界内操作，请勿过载使用，并勿用于安全、法令外其他非法用途。



**OBTAIN THE ASSISTANCE OF AN EXPERIENCED PILOT 避免独自操控**

Before turning on your model and transmitter, check to make sure no one else is operating on the same frequency. Frequency interference can cause your model, or other models to crash.

The guidance provided by an experienced pilot will be invaluable for the assembly, tuning, trimming, and actual first flight.

(We recommend you practice with a computer-based flight simulator.)

至飞行场地前，需确认是否有相同频率的同好正在飞行，因为开启相同的频率的发射机将导致自己与他人立即干扰等意外危险。

遥控飞机操控技巧在学习初期有着一定的难度，要尽量避免独自操作飞行，需有经验的人士在旁指导，才可以操控飞行。（勤练电脑模拟器及老手指导是入门必要的选择）



**SAFE OPERATION 安全操作**

Operate this unit within your ability. Do not fly under impaired conditions and improper operation may cause danger to yourself and others.


请于自己能力内及需要一定技术范围内操作这台直升机，过于疲劳，精神不佳或不当操作，意外发生风险将可能会提高。



**ALWAYS BE AWARE OF THE ROTATING BLADES 远离运转中的零件**

During the operation of the helicopter, the main rotor and tail rotor will be spinning at a high rate of speed. The blades are capable of inflicting serious bodily injury and damage to the environment. Be conscious of your actions, and careful to keep your face, eyes, hands, and loose clothing away from the blades. Always fly the model a safe distance from yourself and others, as well as surrounding objects. Never take your eyes off the model or leave it unattended while it is turned on. Immediately turn off the model and transmitter when you have landed the model.


当直升机主旋翼与尾旋翼运转时，切勿触摸并远离任何物件，以避免造成危险及损坏。

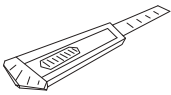

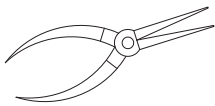
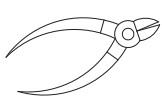
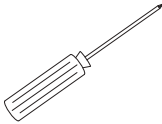
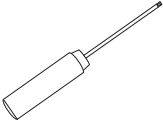
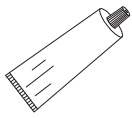



**KEEP AWAY FROM HEAT 远离热源**

R/C models are made of various forms of plastic is very susceptible to damage or deformation due to extreme heat and cold climate. Make sure not to store the model near any source of heat such as an oven, or heater. It is best to store the model indoors in a climate-controlled room.

遥控飞机多半是以PA纤维或聚乙烯、电子商品为主要材质，因此要尽量远离热源、日照、以避免因高温而变形甚至熔毁损坏的可能。



 <p>Knife 刀子</p>	 <p>Scissors 剪刀</p>	 <p>Needle Nose Pliers 尖嘴钳</p>	 <p>Diagonal Cutting Pliers 斜口钳</p>
 <p>Philips Screw Driver 十字螺丝起子</p>	 <p>Hex Driver 六角螺丝起子</p>	 <p>Oil 润滑油</p>	 <p>CA 瞬间胶</p>

## 胶水使用方法

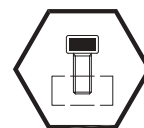
When you see the marks as below, please use glue or grease to ensure flying safety.  
标有以下符号之组装步骤, 请配合上胶或上油, 以确保使用之可靠度。



Apply BLUE Threadlocker  
使用中强度螺丝胶



Apply Petroleum-Based,  
Light Viscosity Lube  
添加润滑油



Loosely Tighten  
普通拧紧



Apply NO Threadlock  
无需使用螺丝胶



Apply Synthetic  
Grease  
添加润滑油脂



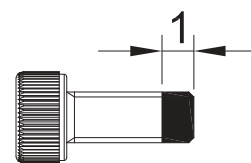
Fully Tighten  
完全拧紧




Apply MEDIUM CA  
使用瞬间胶固定



Repeat Multiple Times  
重复多次



BLUE threadlocker width: approx 1mm  
蓝色螺丝胶上胶宽度约1mm



## Specifications 参数配备

- Length: 483mm
  - Height: 132mm
  - Width: 115mm
  - Main Rotor Diameter: 490mm
  - Tail Rotor Diameter: 87mm
  - Flying Weight: About 538g
- 机身长: 483mm
  - 机身高: 132mm
  - 机身宽度: 115mm
  - 主旋翼直径: 490mm
  - 尾旋翼直径: 87mm
  - 起飞重量约: 538g

## Features 设计特点

- Dual brushless motors driving the main and tail rotors directly
- Adjustment free linkage rods for servos, swash and head
- Full-metal CNC manufactured rotorhead with 8 high precision bearings, provides stable and smooth flying experience
- Full-metal CNC manufactured swashplate guarantees accuracy and durability
- Pop-off canopy design, quick and easy battery replacement
- New rotor blade designs, offer optimum power and efficiency
- Parameter adjustment by Smart Phone APP Wireless programming. Upgradeable FBL firmware
- Non-reversible, quick release tail rotor
- High-end EPP carrying case with an integrated handle and locking mechanism, built to withstand impact and be easy to carry
- GTS System reprogrammed with new Higher Order Control Algorithms

- 采用双无刷电机直接驱主尾旋翼设计
- 全机免调连杆设计
- 全金属CNC加工旋翼头组件, 内置8颗高精度轴承, 提供更稳定、细腻飞行体验
- 全金属CNC倾斜盘组件, 精度高、强度好
- 快拆头罩设计, 电池拆装简单便捷
- 全新设计的主桨、尾桨, 为飞行带来澎湃动力
- 手机APP调参、程序升级
- 一体式高强度笼式结构, 采用特种工程材料注塑, 强度高, 易维护
- 高端工业EPP手提箱, 结实耐用, 携带便捷
- 多功能、高集成GTS飞控系统

Ball Bearing-MR63ZZ  
滚珠轴承(Ø3\*Ø6\*2.5mm)

Rotor holder  
主桨夹

Main Blade bearing Sleeve  
主桨夹轴承隔套(Ø3\*Ø4.4\*4mm)

Ball Bearing-MR63ZZ  
滚珠轴承(Ø3\*Ø6\*2.5mm)

Main pitch control arm  
主螺距控制臂

Socket screw  
圆柱头机械牙轴套螺丝  
(M2X8.5mm -半牙)

**CAUTION**  
注意

Attention:  
1: Lock the M2 \* 8.5 screw into the large hole from this side  
2: Do not use metal thread locking adhesive for M2 \* 8.5 screws;  
注意:  
1: M2\*8.5 螺丝从大孔的这边锁入;  
2: M2\*8.5 螺丝不能使用金属螺纹锁固胶;

Ball Bearing-MR63ZZ  
滚珠轴承(Ø3\*Ø6\*2.5mm)x8

Main Blade bearing Sleeve  
主桨夹轴承隔套  
(Ø3\*Ø4.4\*4mm)x4

Socket screw  
圆柱头机械牙轴套螺丝  
(M2X8.5mm -半牙)x4

Aluminum rotor hub  
主轴中心座

Feathering shaft  
桨夹固定螺柱

**CAUTION**  
注意

Attention: Please confirm screws have been loctited and are tight before every flight.  
注意: 固定螺柱请使用高强度金属螺纹锁固胶。

Feathering shaft  
桨夹固定螺柱x4

Washer  
平面垫片  
Ø2\*Ø5\*0.2mm

Socket screw  
半圆头内六角螺丝  
M2x5mm

Washer  
平面垫片(Ø2\*Ø5\*0.2mm)x4

Socket screw  
圆头内六角螺丝(M2x5mm)x4

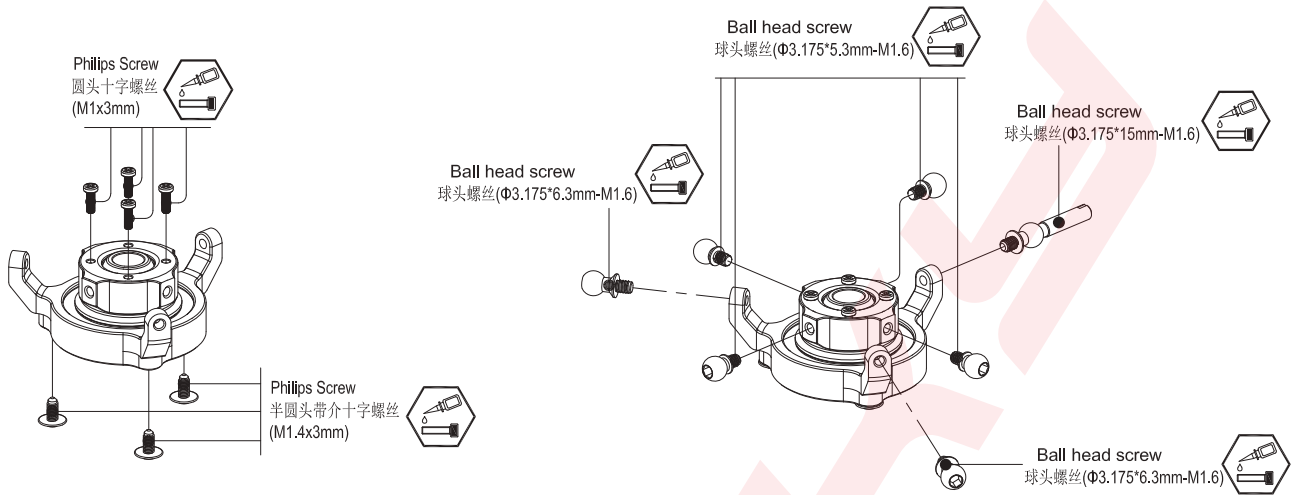
**CAUTION**  
注意






Recommendation: M2x5 use red loctite.  
建议: M2x5 使用中强度金属螺纹胶

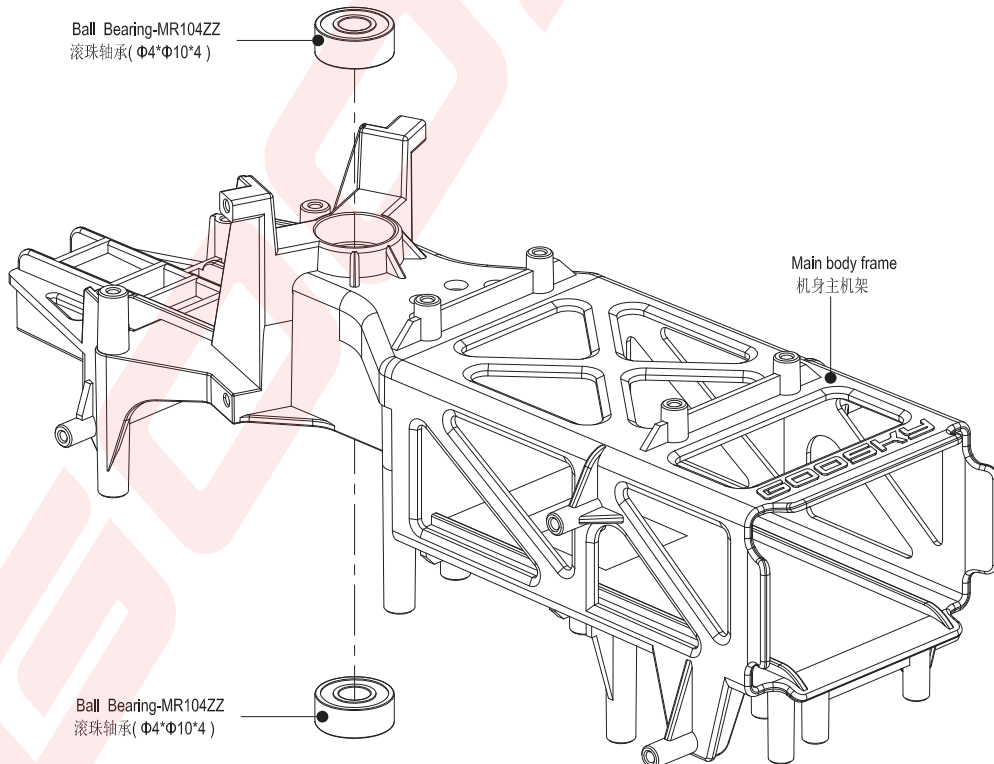
1: Please confirm whether the screws have been glued and will not loosen before each flight.  
1: 每一次飞行前请先确认螺丝是否已上胶不会松动。

**CAUTION**  
注意

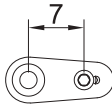
Recommendation: Use low strength metal thread glue for M1x3 screws and M1.4x3 screws.  
建议: M1x3螺丝和M1.4x3螺丝使用低强度金属螺纹胶。



 Ball head screw 球头螺丝 (Φ3.175*5.3mm -M1.6)x4	 Ball head screw 球头螺丝 (Φ3.175*6.3mm-M1.6)x2	 Ball head screw 球头螺丝 (Φ3.175*15mm-M1.6)x1	 Philips Screw 圆头十字螺丝 (M1x3mm)x4	 Philips Screw 半圆头带介十字螺丝 (M1.4x3mm)x3
--	---	--	---	---

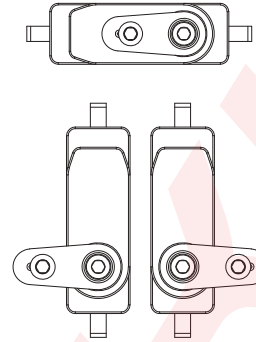
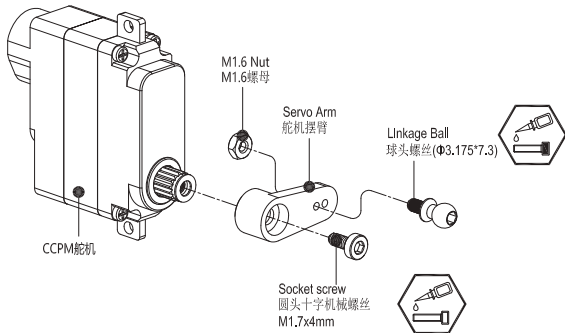


  
 Ball Bearing-MR104ZZ  
滚珠轴承(Φ4\*Φ10\*4) x2



**CAUTION**  
注意

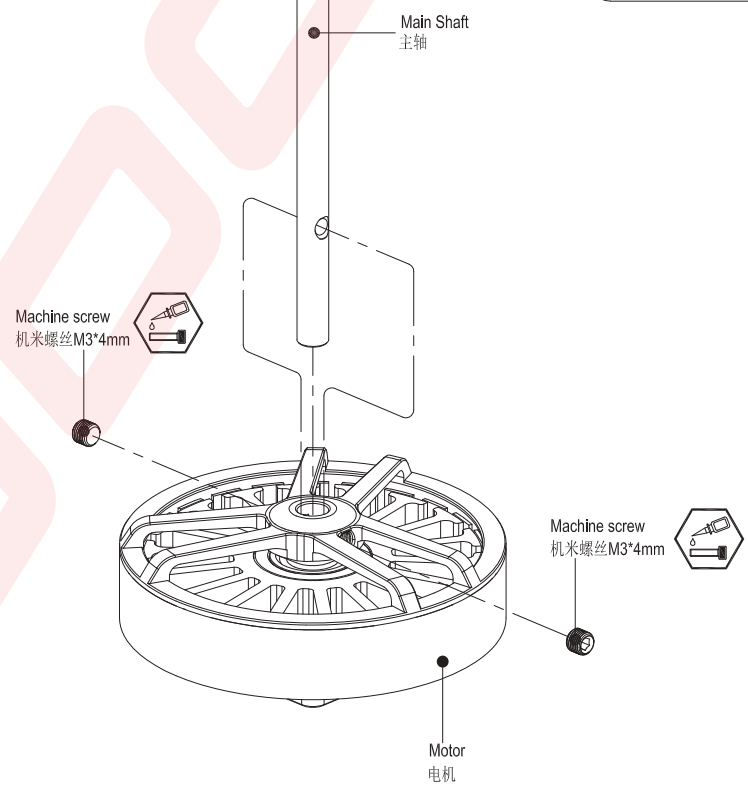
- 1: Suggestion: use low strength metal thread sealant for M1.7x4 screws.  
建议: M1.7x4螺丝使用低强度金属螺纹胶。
- 2: The linkage ball must be positioned 7mm out on the servo arm.  
球头安装位置距离 摆臂旋转中心 7mm。
- 3: Pay attention to the direction of the swing arms of the three servos  
注意三个舵机摆臂回中方向。



- M1.6 Nut 螺母(M1.4)x3
- Linkage Ball 球头螺丝 (Φ3.175\*7.3)x3

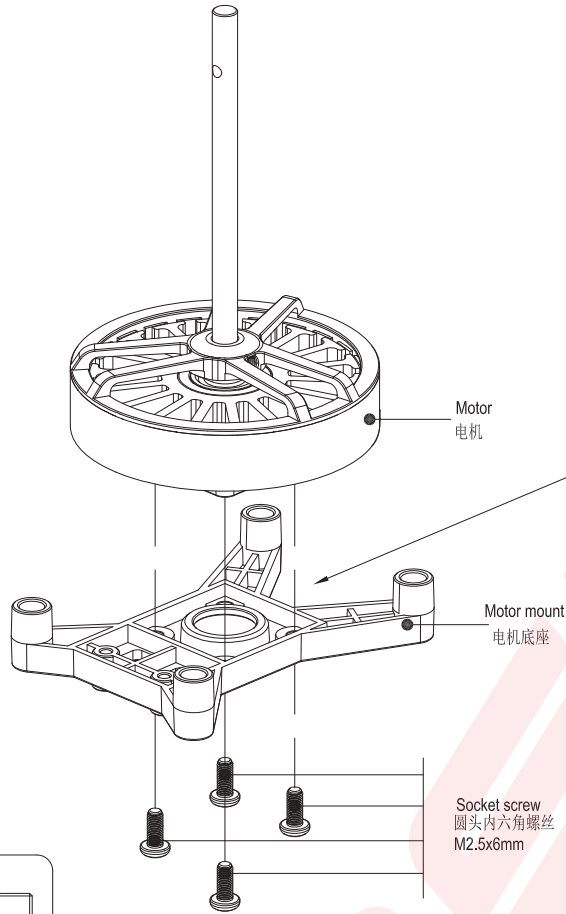
**CAUTION**  
注意

- 1: It is recommended to use medium strength locking adhesive during the assembly process for machine screws and align the screws with the flat spots on the spindle. The screw must be locked in place.  
1: M3\*4机米螺丝 建议涂抹中强度螺纹锁固胶水, 装配时螺丝要对准主轴上的平面台阶锁入, 螺丝要锁到位。



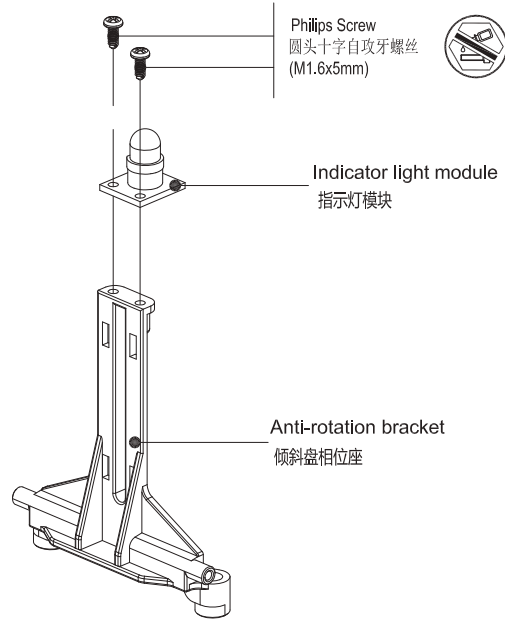
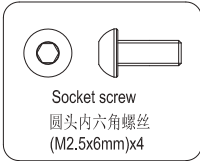
- Machine screw 机米螺丝M3\*4mm x2

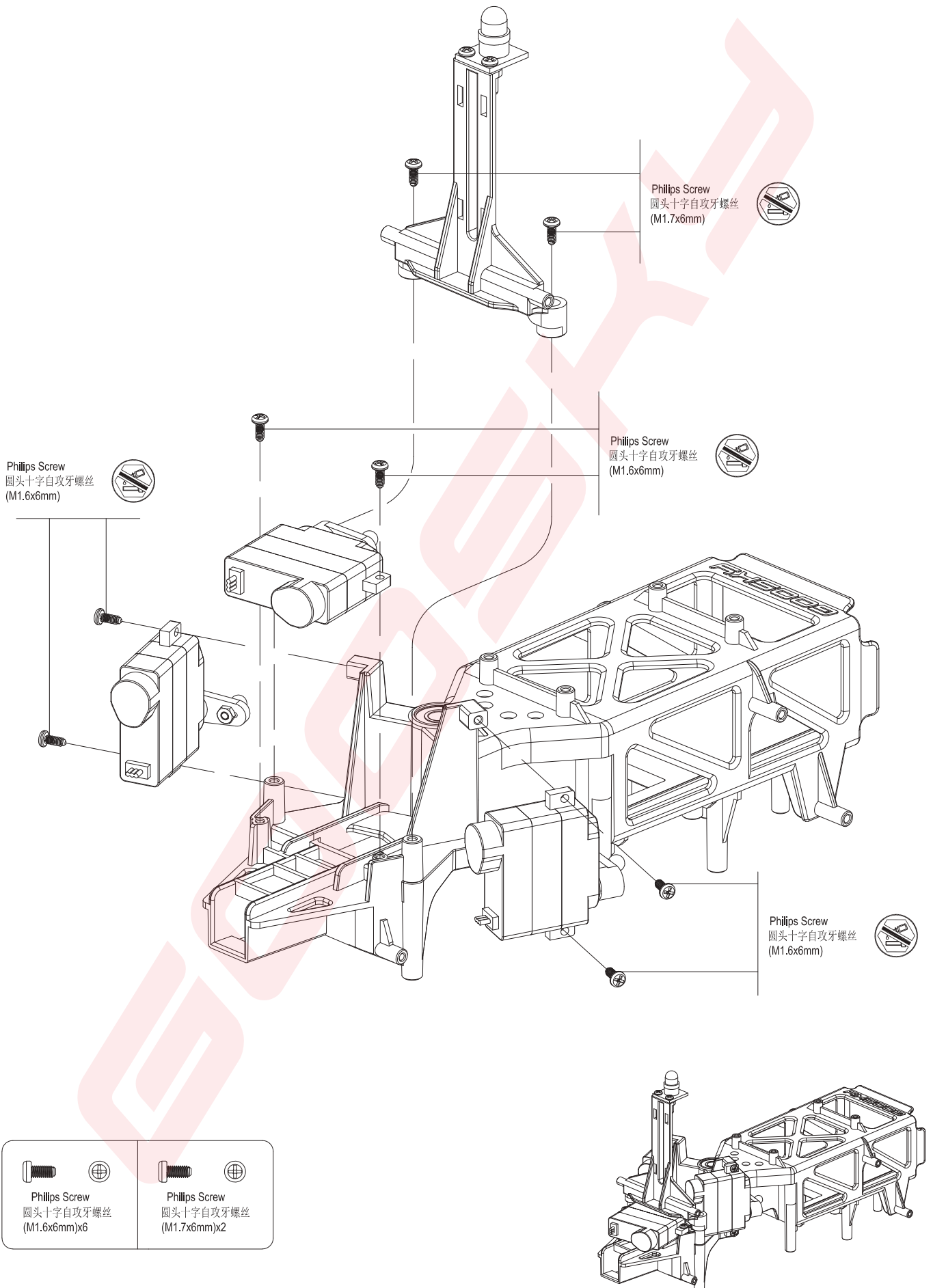


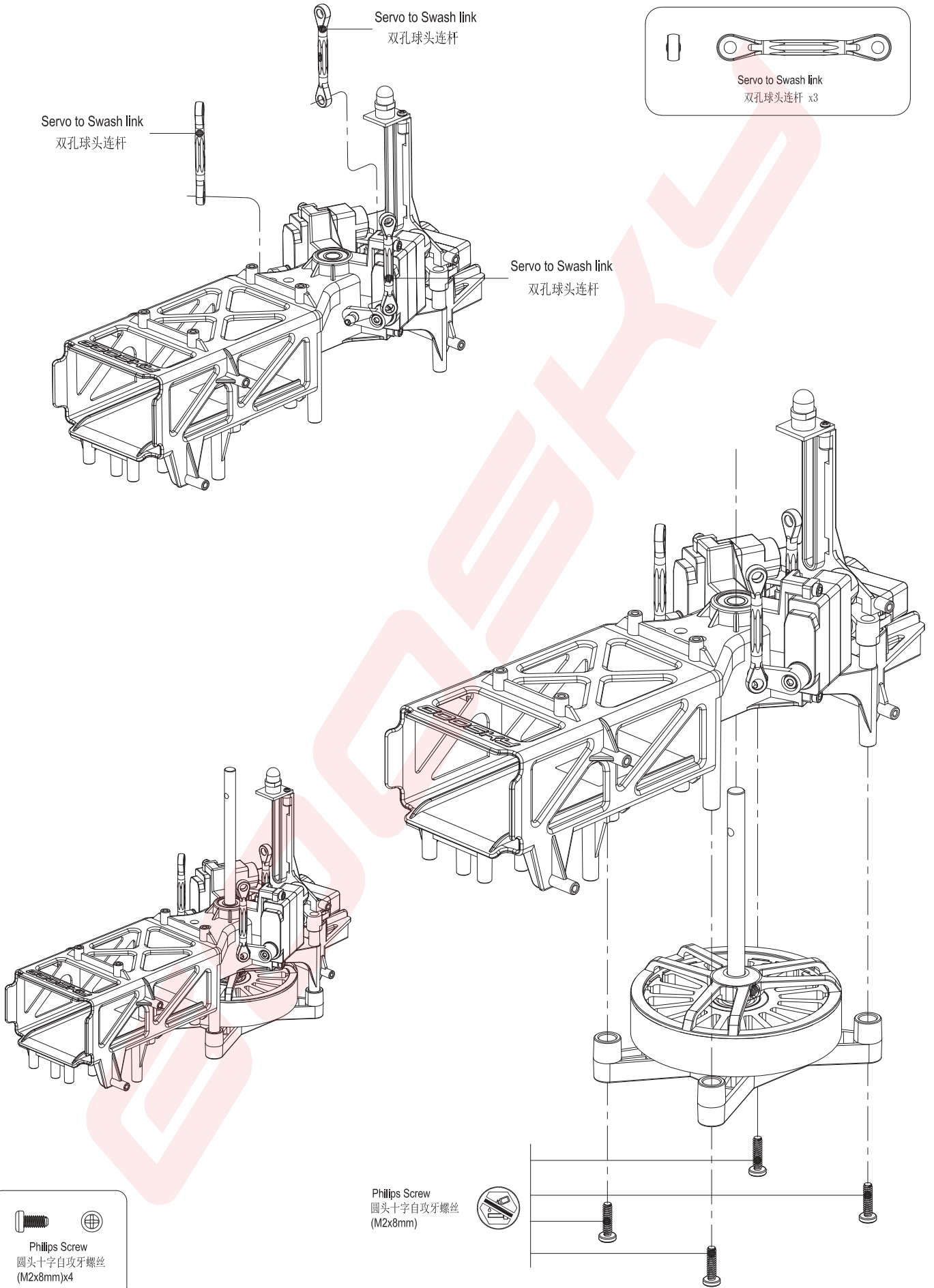


**CAUTION**  
注意

1: Pay attention to the motor lead position which should be oriented to the area of this arrow.  
1: 注意电机从箭头位置出线。



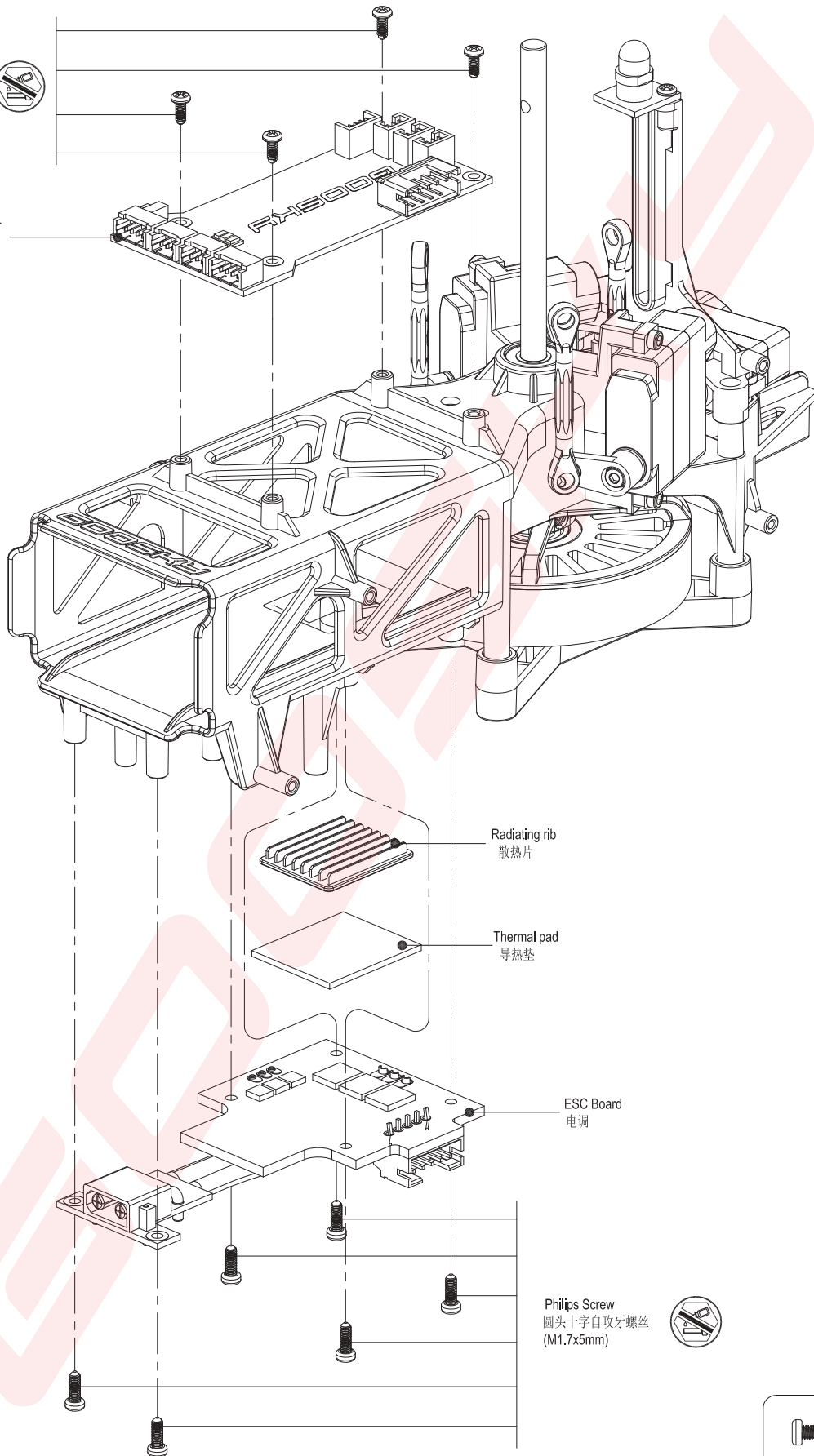




Philips Screw  
圆头十字自攻牙螺丝  
(M1.7x5mm)



Flight Controller  
飞控



Radiating rib  
散热片

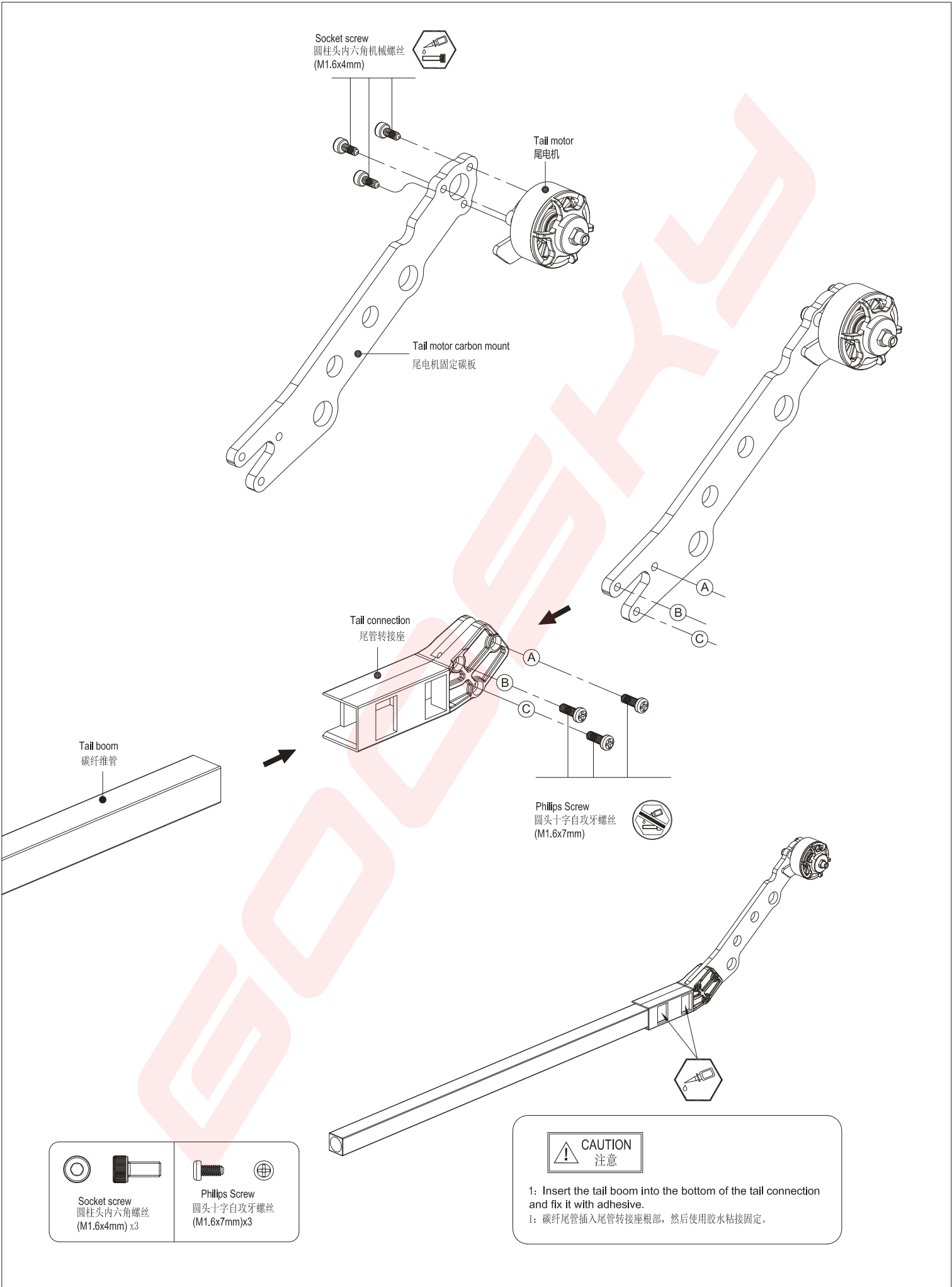
Thermal pad  
导热垫





ESC Board  
电调

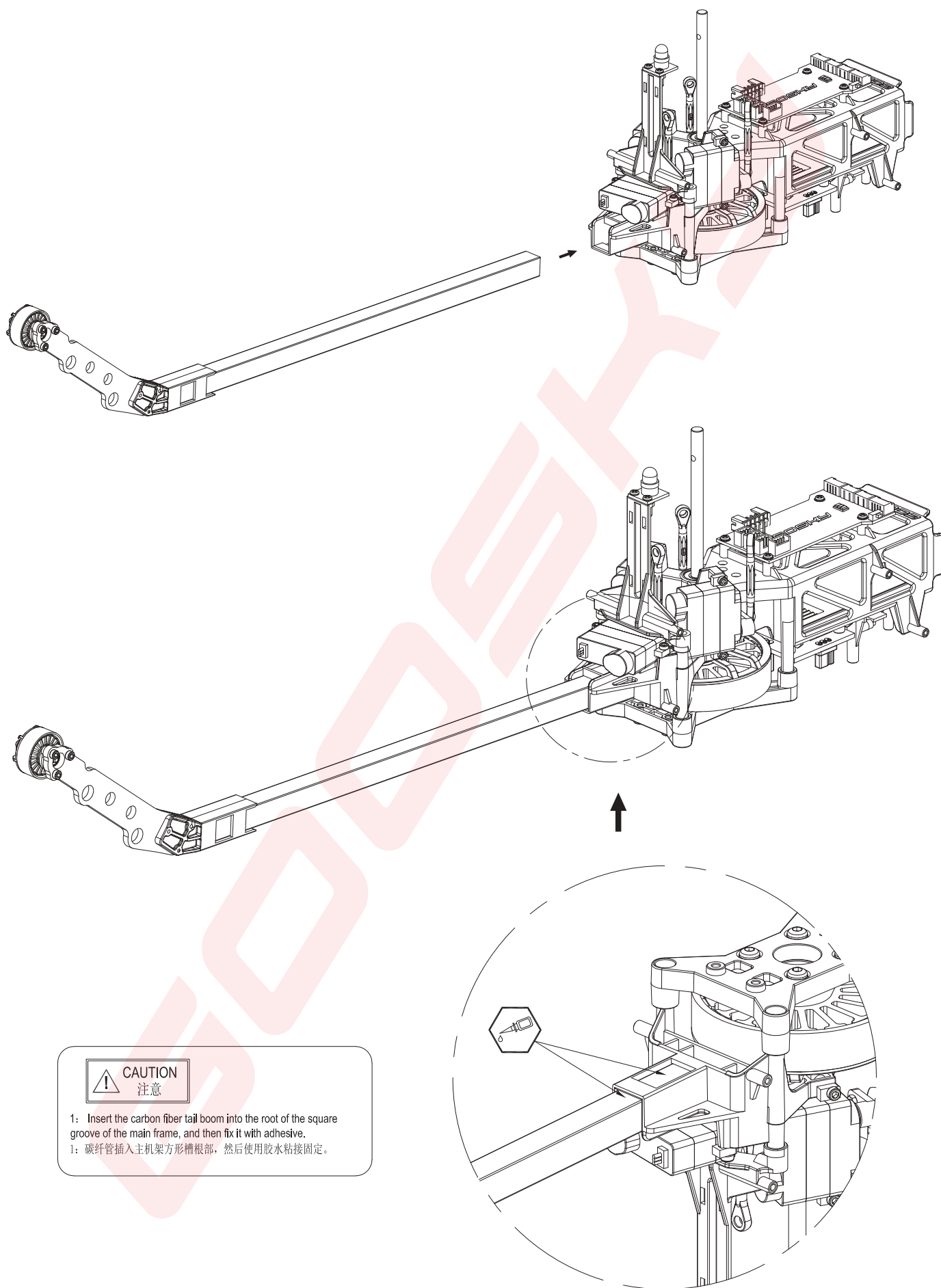
Philips Screw  
圆头十字自攻牙螺丝  
(M1.7x5mm)



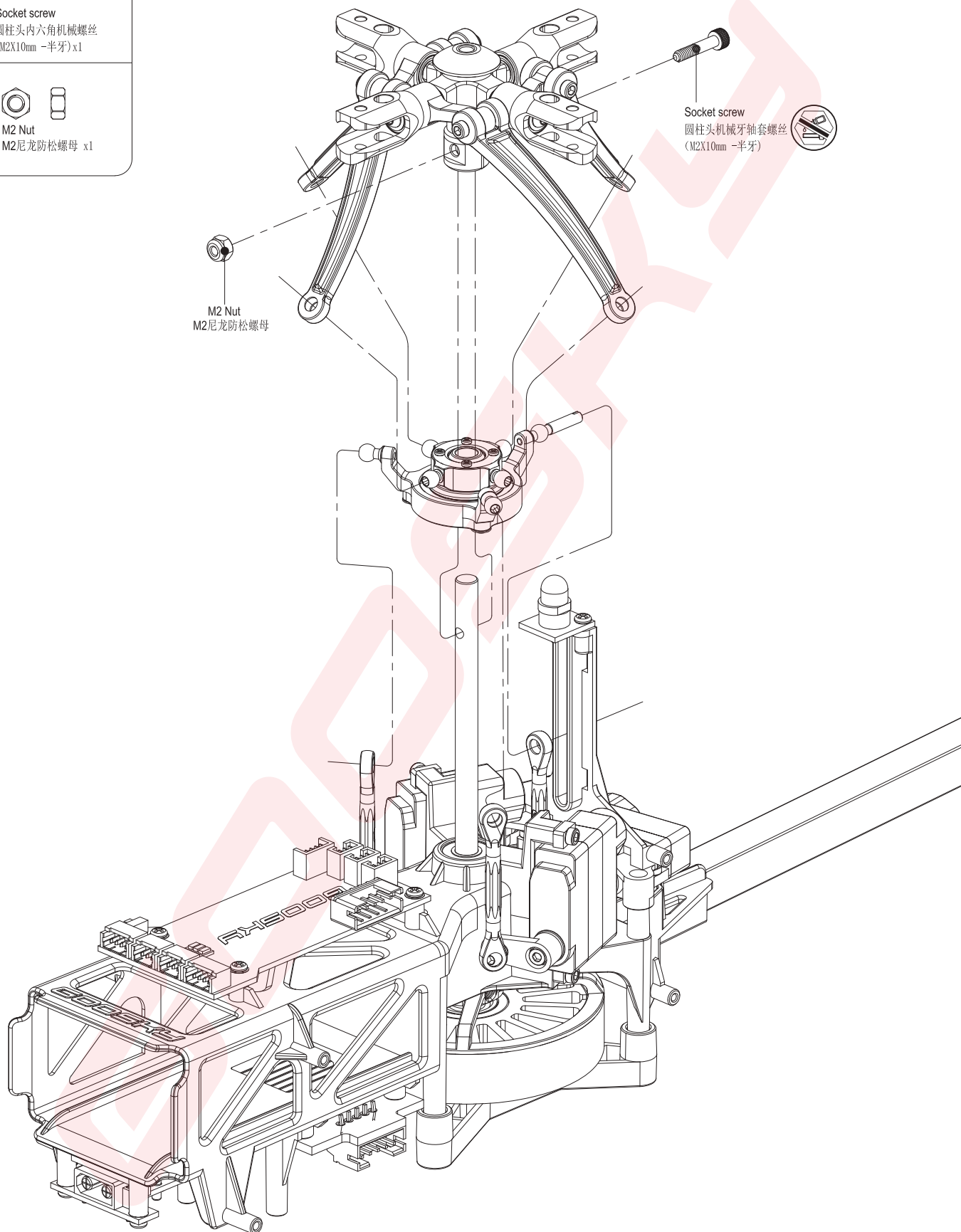
Philips Screw  
圆头十字自攻牙螺丝  
(M1.7x5mm)x10

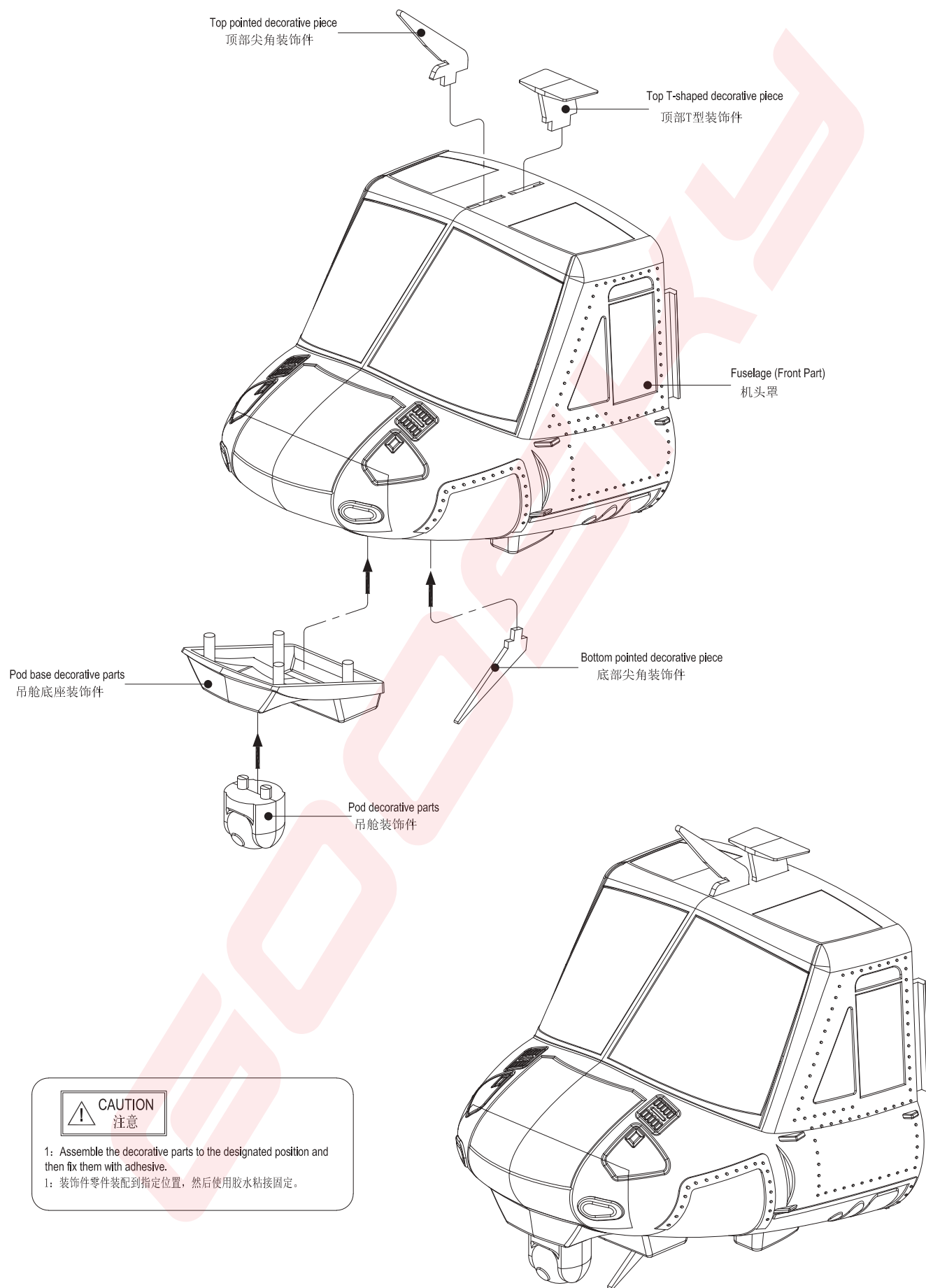


			
Socket screw 圆柱头内六角螺丝 (M1.6x4mm) x3		Philips Screw 圆头十字自攻牙螺丝 (M1.6x7mm)x3	

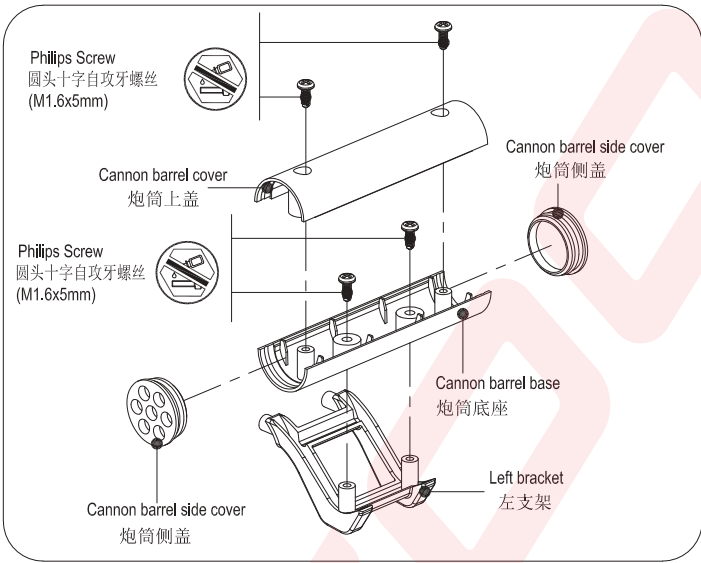
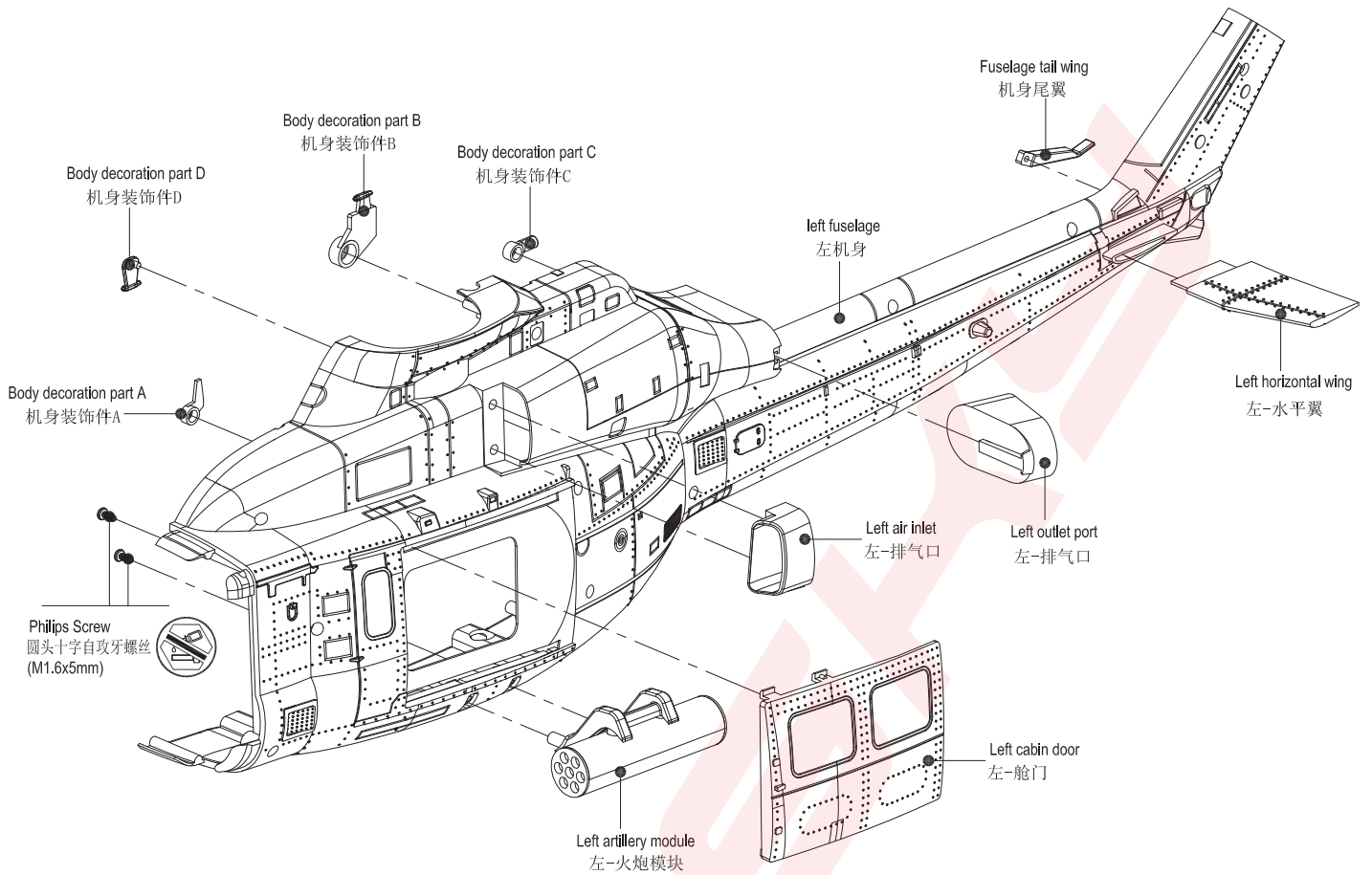


	
Socket screw 圆柱头内六角机械螺丝 (M2X10mm -半牙)x1	
	
M2 Nut M2尼龙防松螺母 x1	



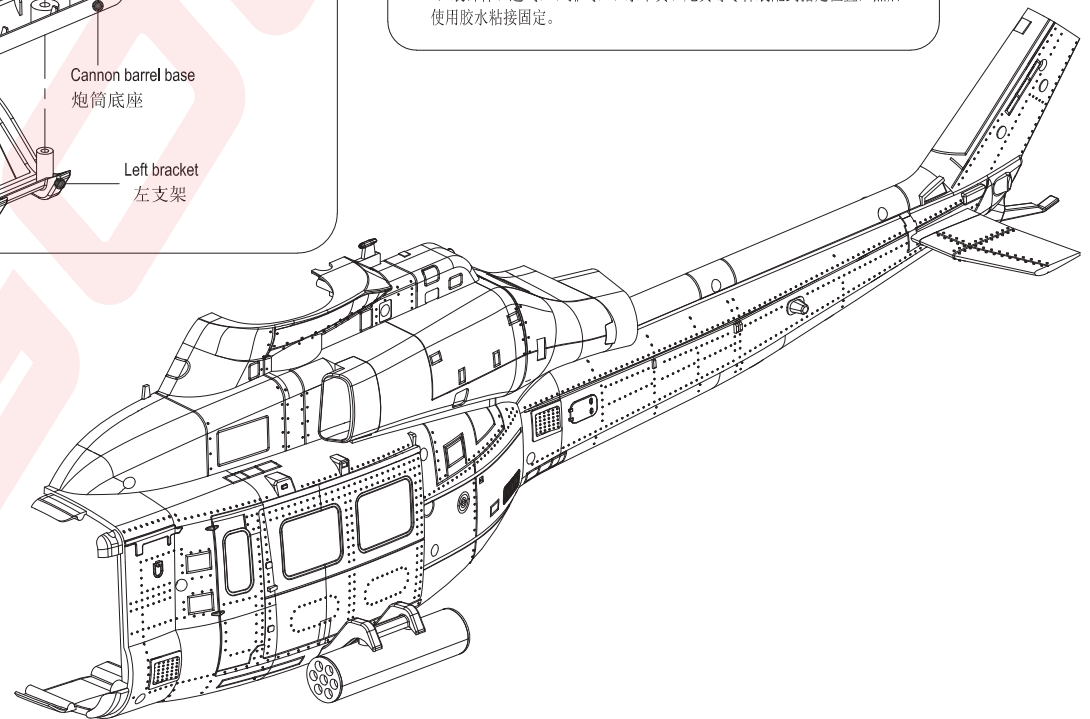


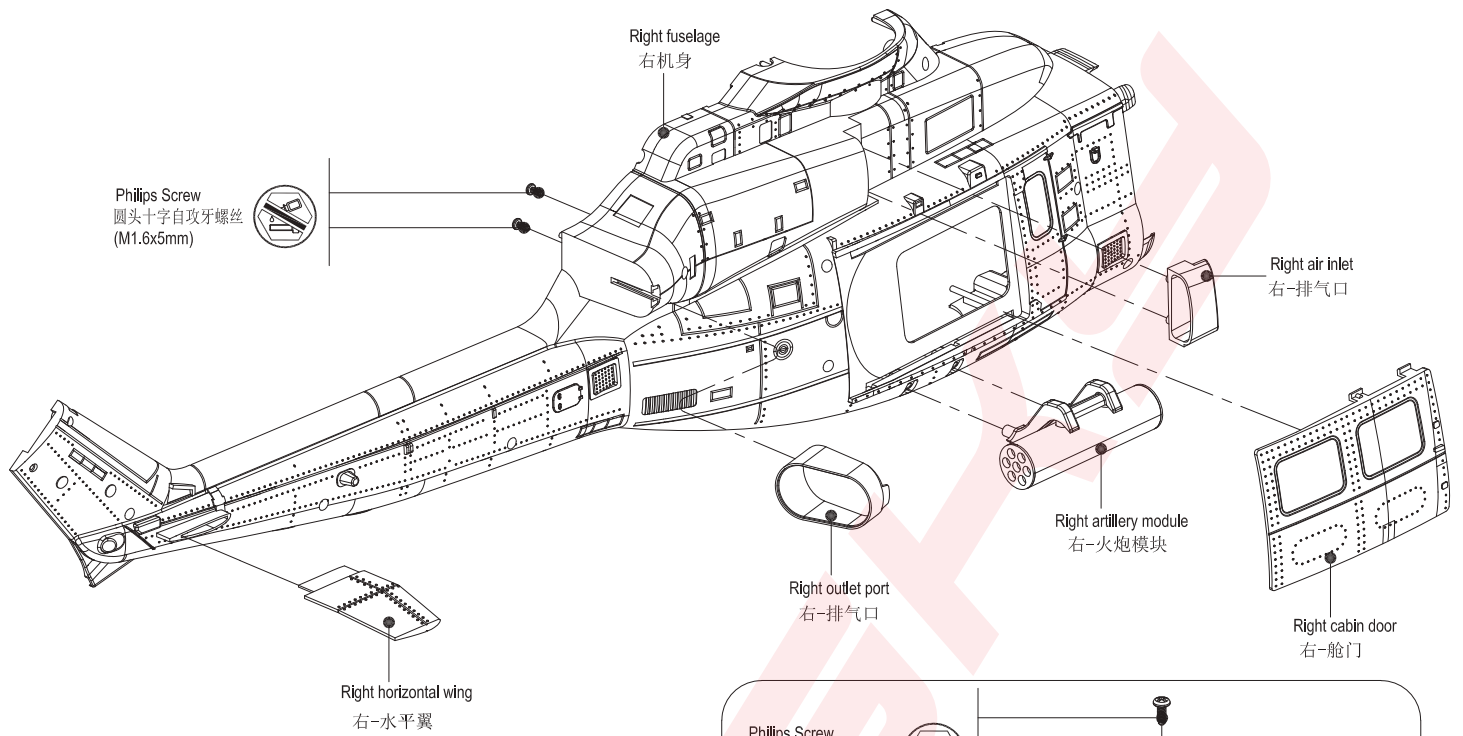




**CAUTION**  
注意

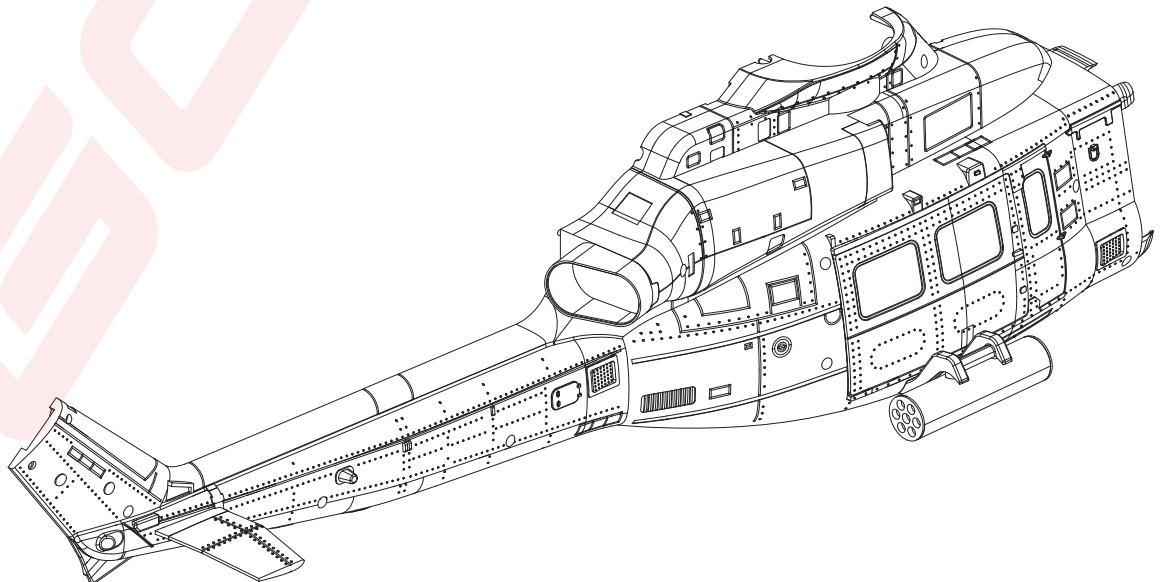
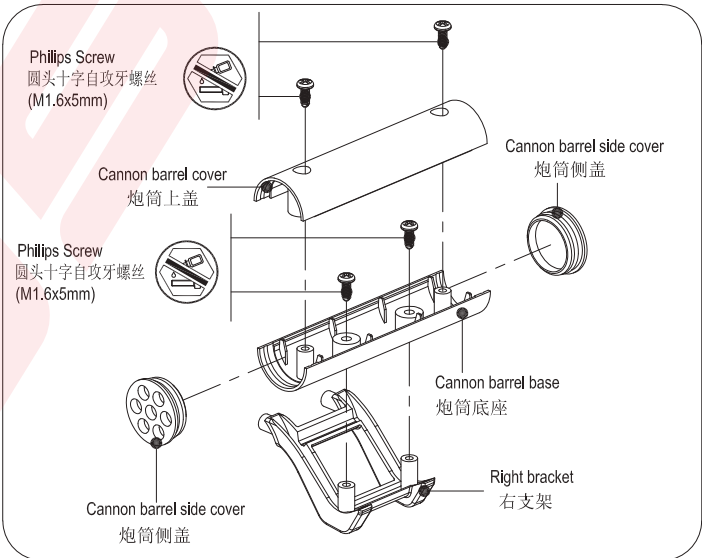
1: Assemble decorative parts, air inlet, exhaust outlet, horizontal wing, tail wing and other components to designated positions, and then fix them with adhesive.  
1: 装饰件、进气口、排气口、水平翼、尾翼等零件装配到指定位置, 然后使用胶水粘接固定。

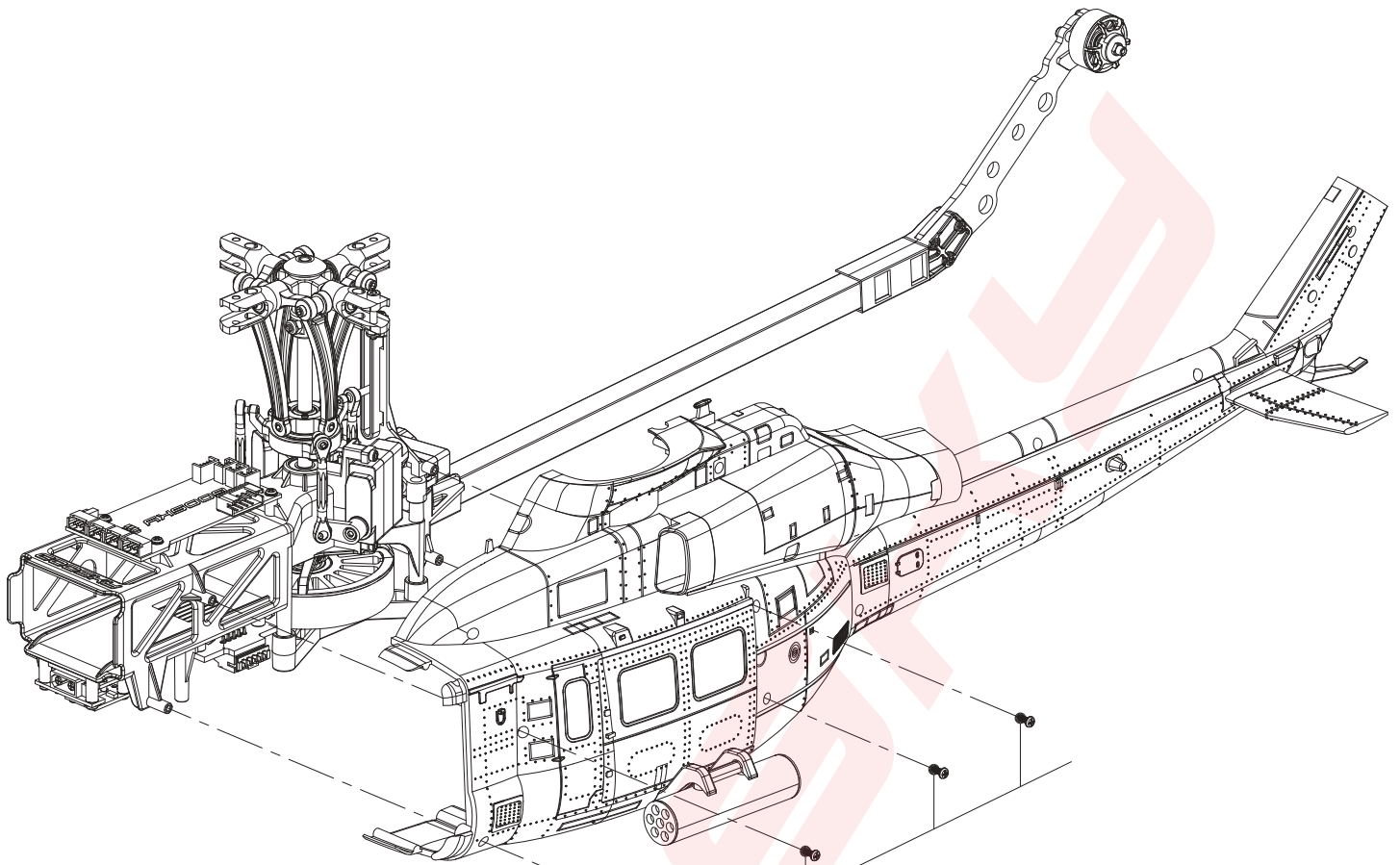




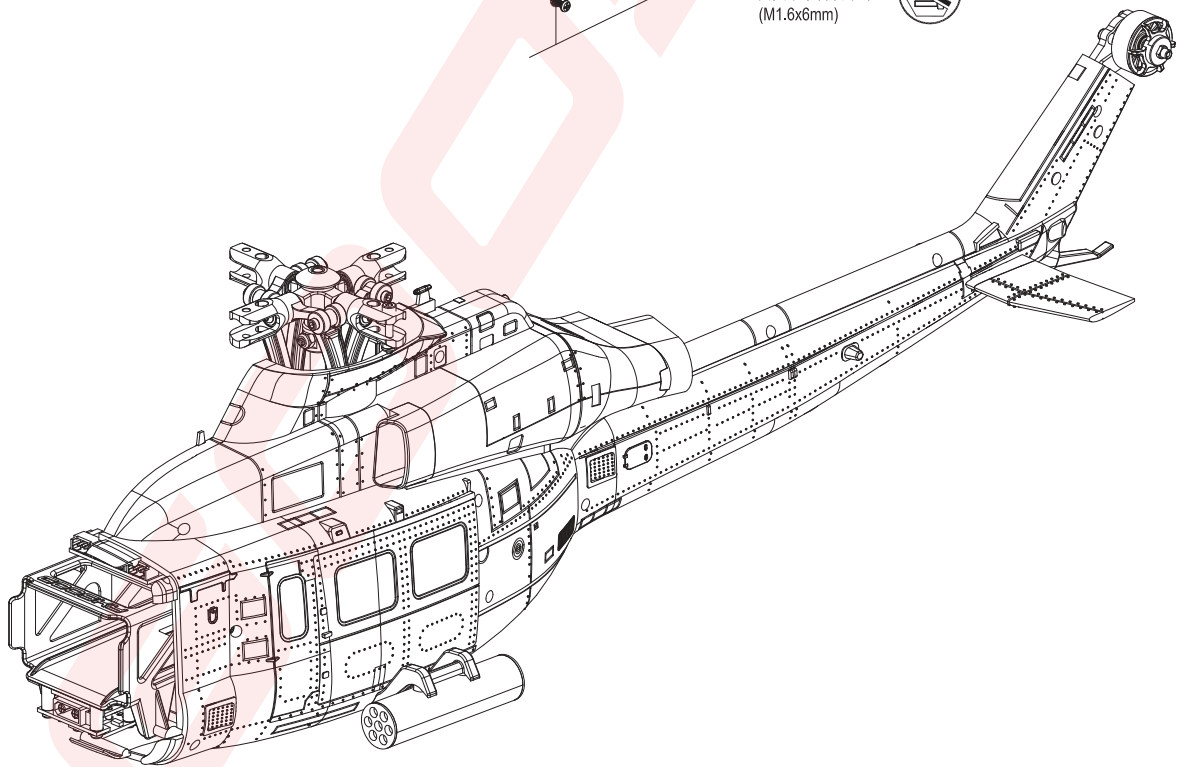
**CAUTION**  
注意

1: Assemble the air inlet, exhaust outlet, horizontal wing and other parts to the designated position, and then fix them with adhesive.  
1: 进气口、排气口、水平翼等零件装配到指定位置, 然后使用胶水粘接固定。



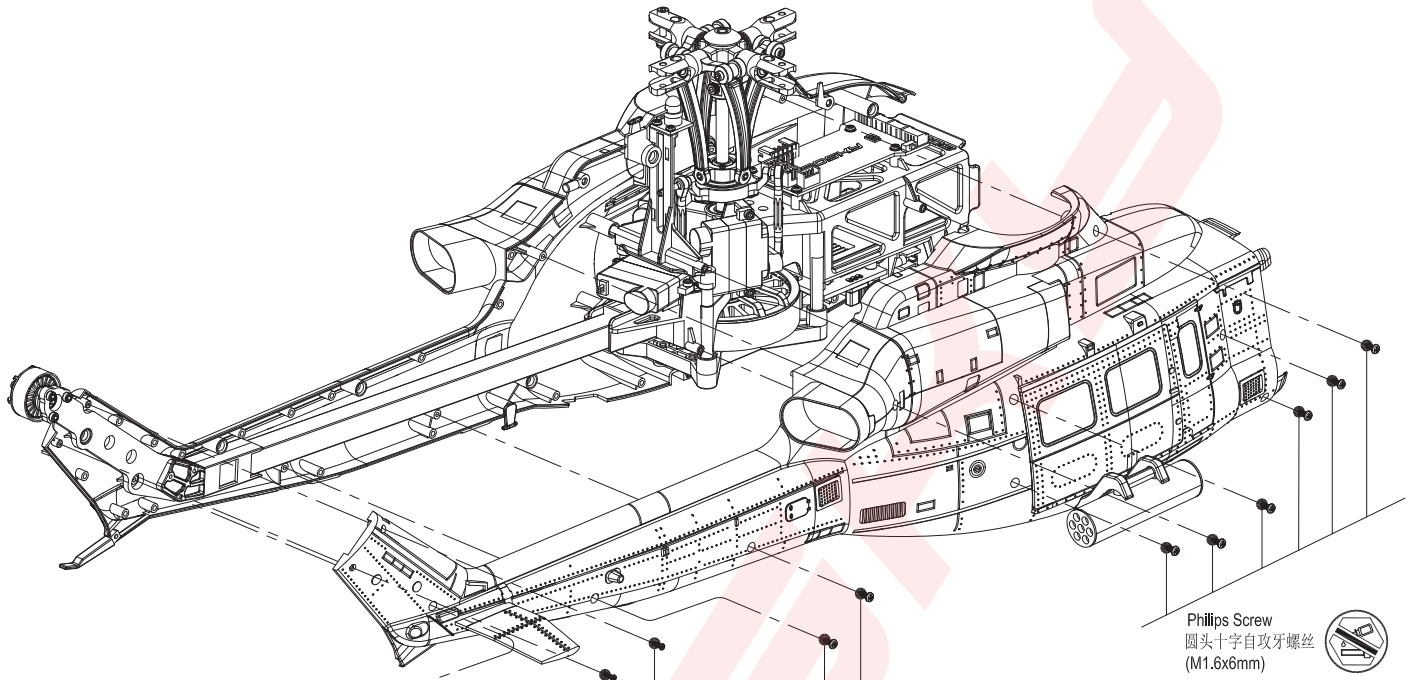


Philips Screw  
圆头十字自攻牙螺丝  
(M1.6x6mm)



Philips Screw  
圆头十字自攻牙螺丝  
(M1.6x5mm)x4



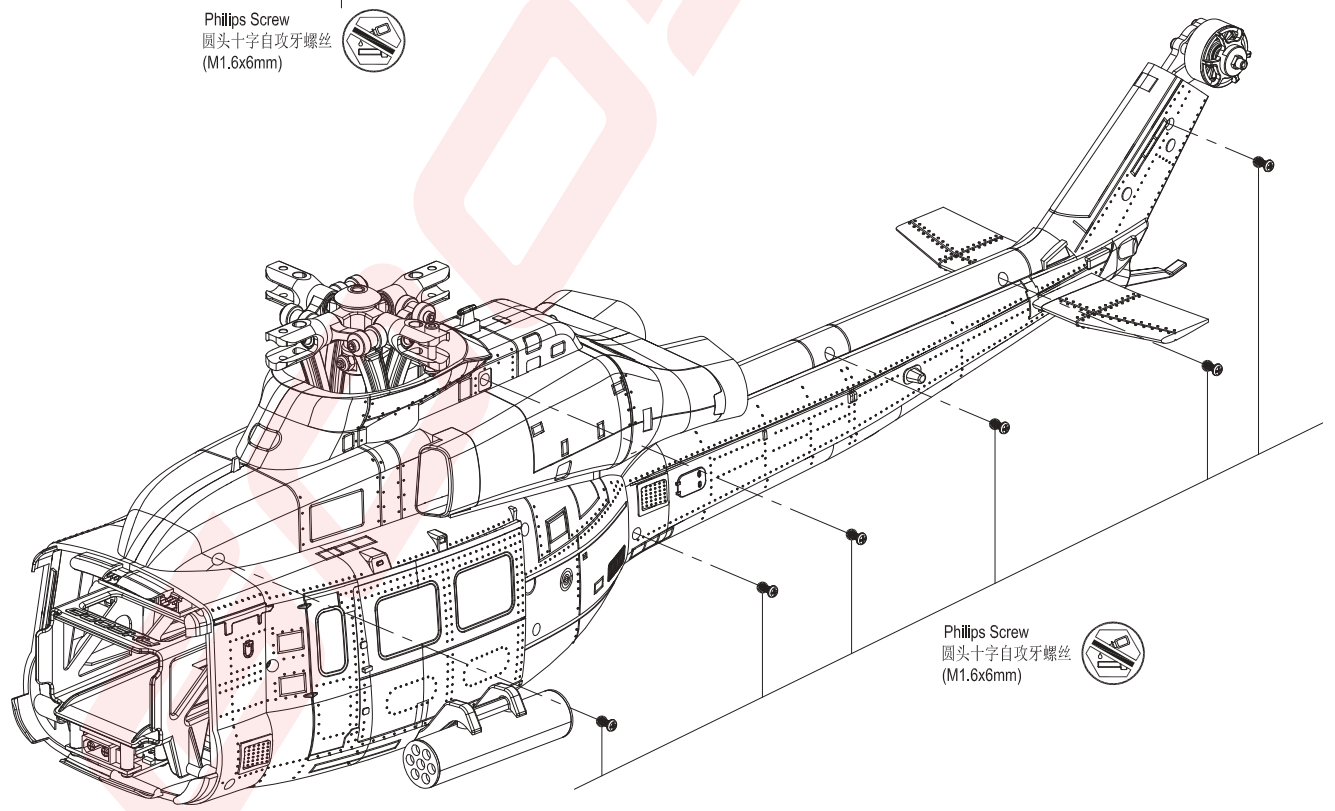


Philips Screw  
圆头十字自攻牙螺丝  
(M1.6x6mm)



Philips Screw  
圆头十字自攻牙螺丝  
(M1.6x6mm)

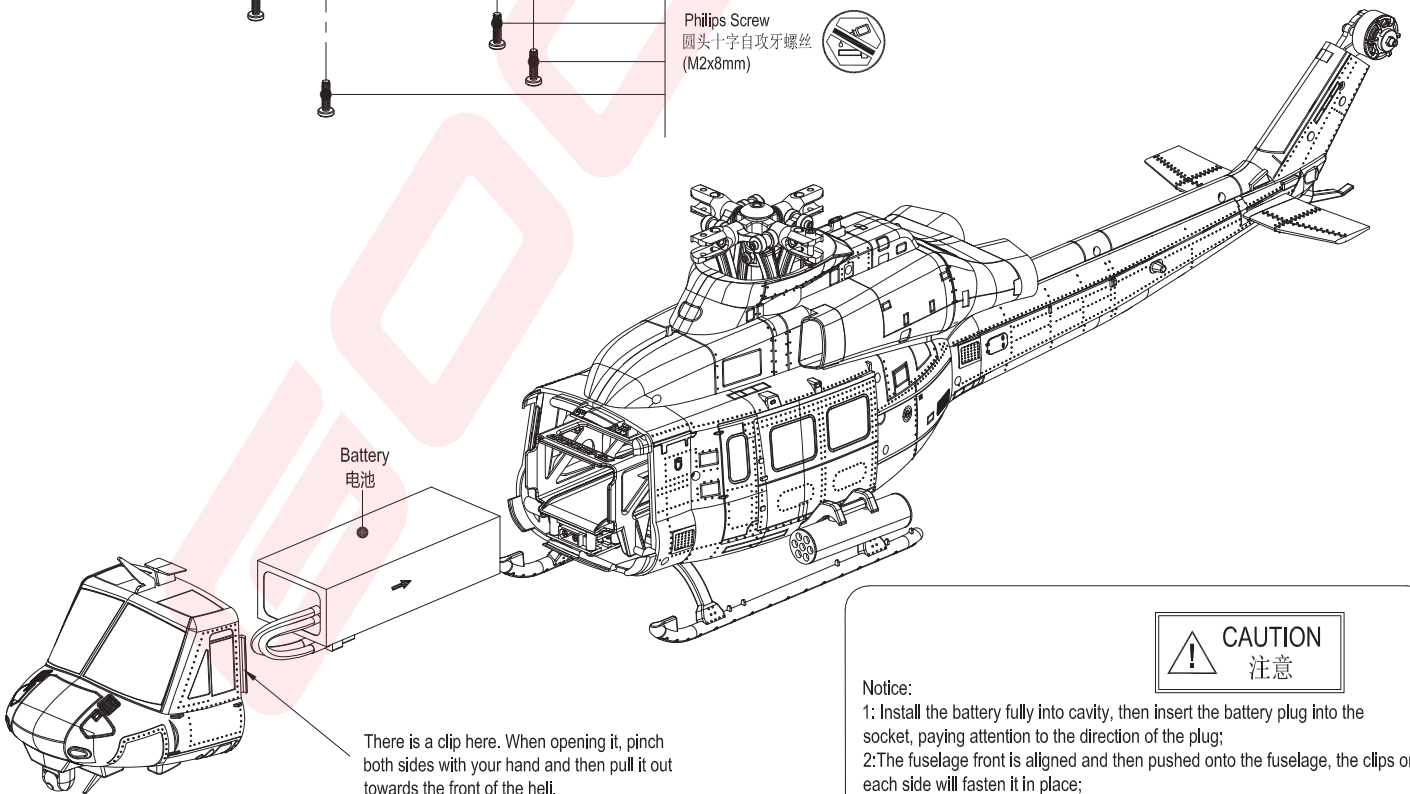
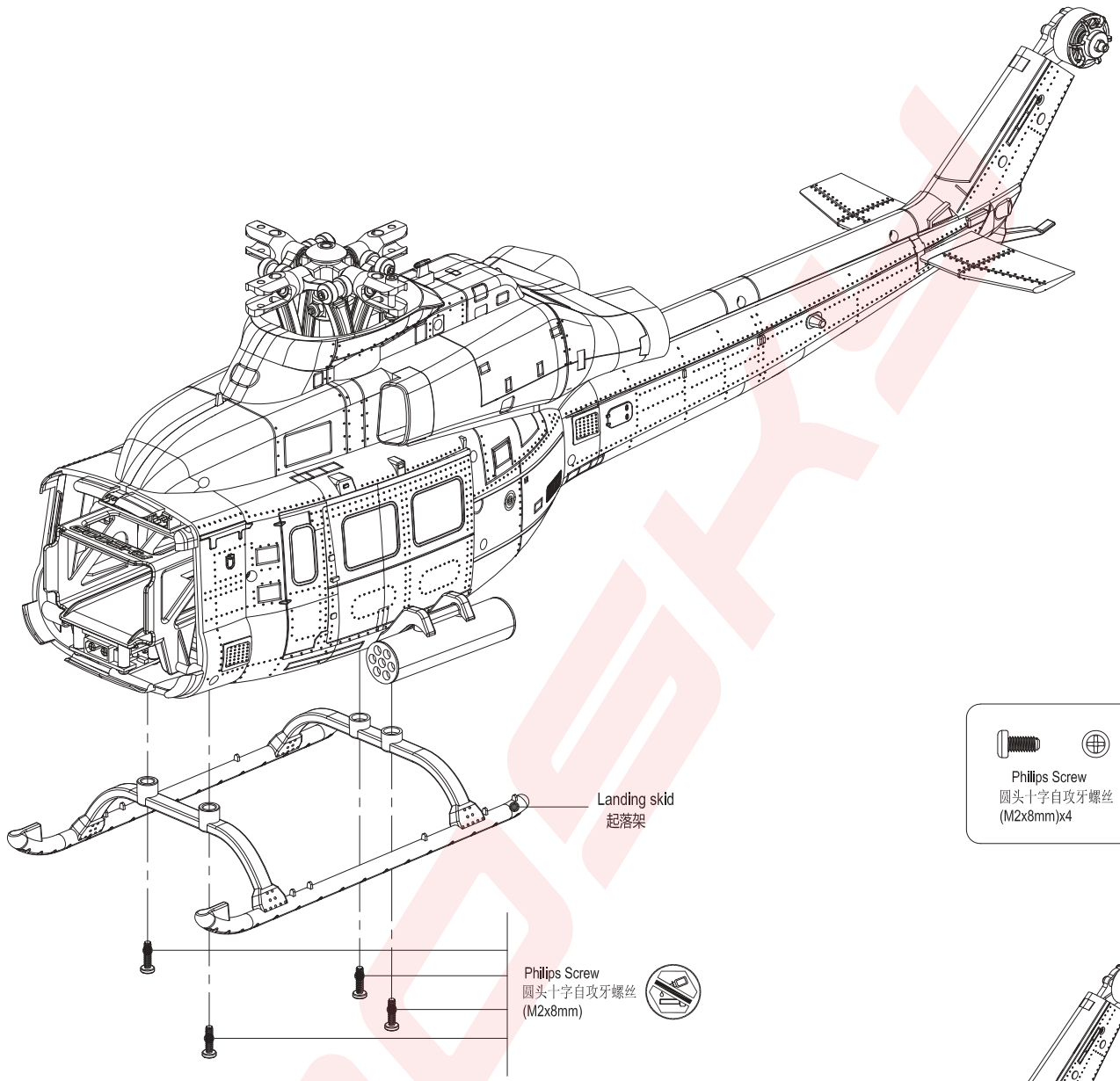
Philips Screw  
圆头十字自攻牙螺丝  
(M1.2x4mm)

Philips Screw  
圆头十字自攻牙螺丝  
(M1.6x6mm)



Philips Screw  
圆头十字自攻牙螺丝  
(M1.6x6mm)

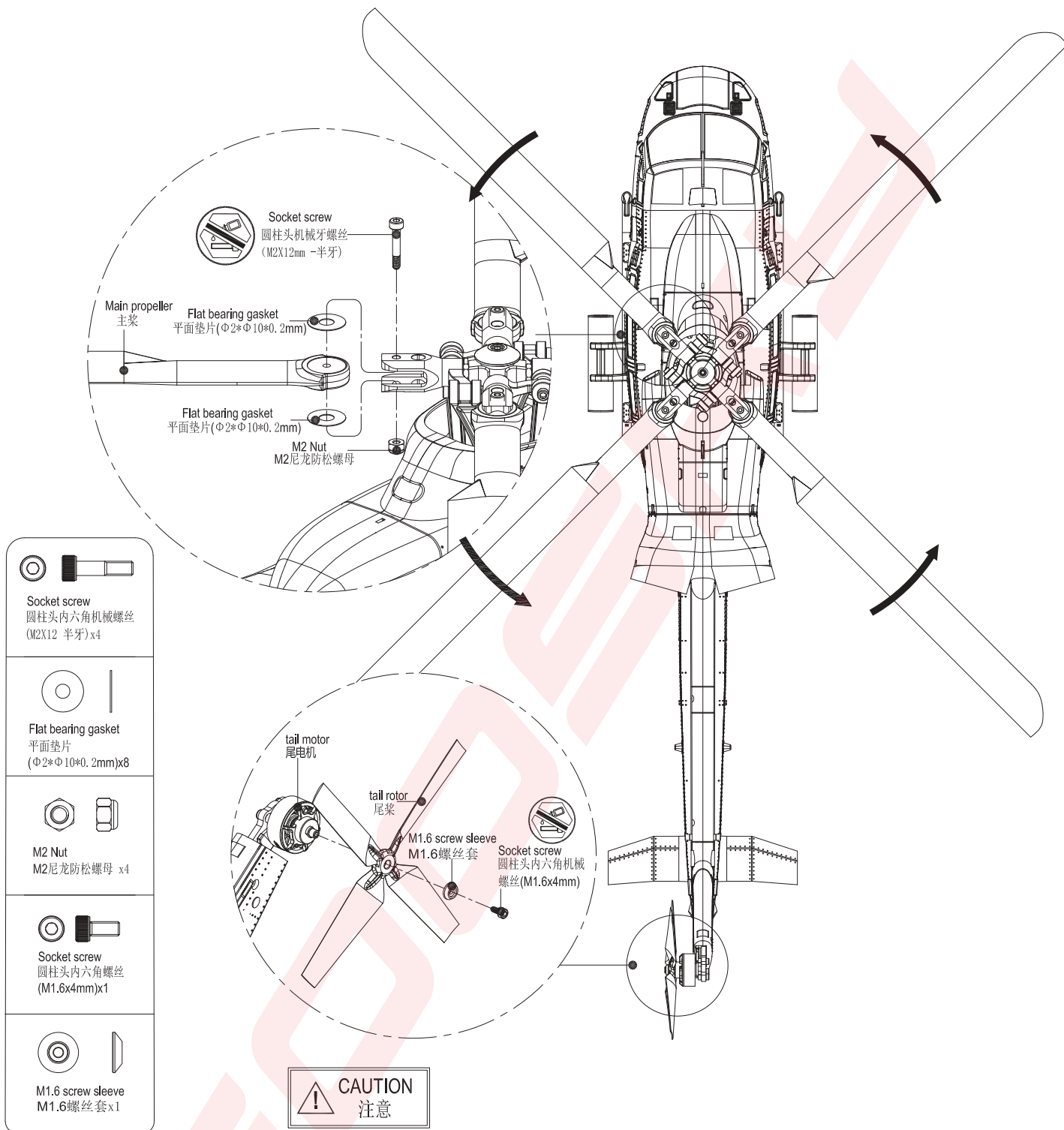
	
<p>Philips Screw 圆头十字自攻牙螺丝 (M1.2x4mm)x2</p>	<p>Philips Screw 圆头十字自攻牙螺丝 (M1.6x5mm)x15</p>



**CAUTION**  
注意

Notice:  
1: Install the battery fully into cavity, then insert the battery plug into the socket, paying attention to the direction of the plug;  
2: The fuselage front is aligned and then pushed onto the fuselage, the clips on each side will fasten it in place;

注意:  
1: 电池装到底，然后将电池插头插入插座，注意插头方向；  
2: 机头罩对齐位置装配到位，两侧卡扣会扣合固定；

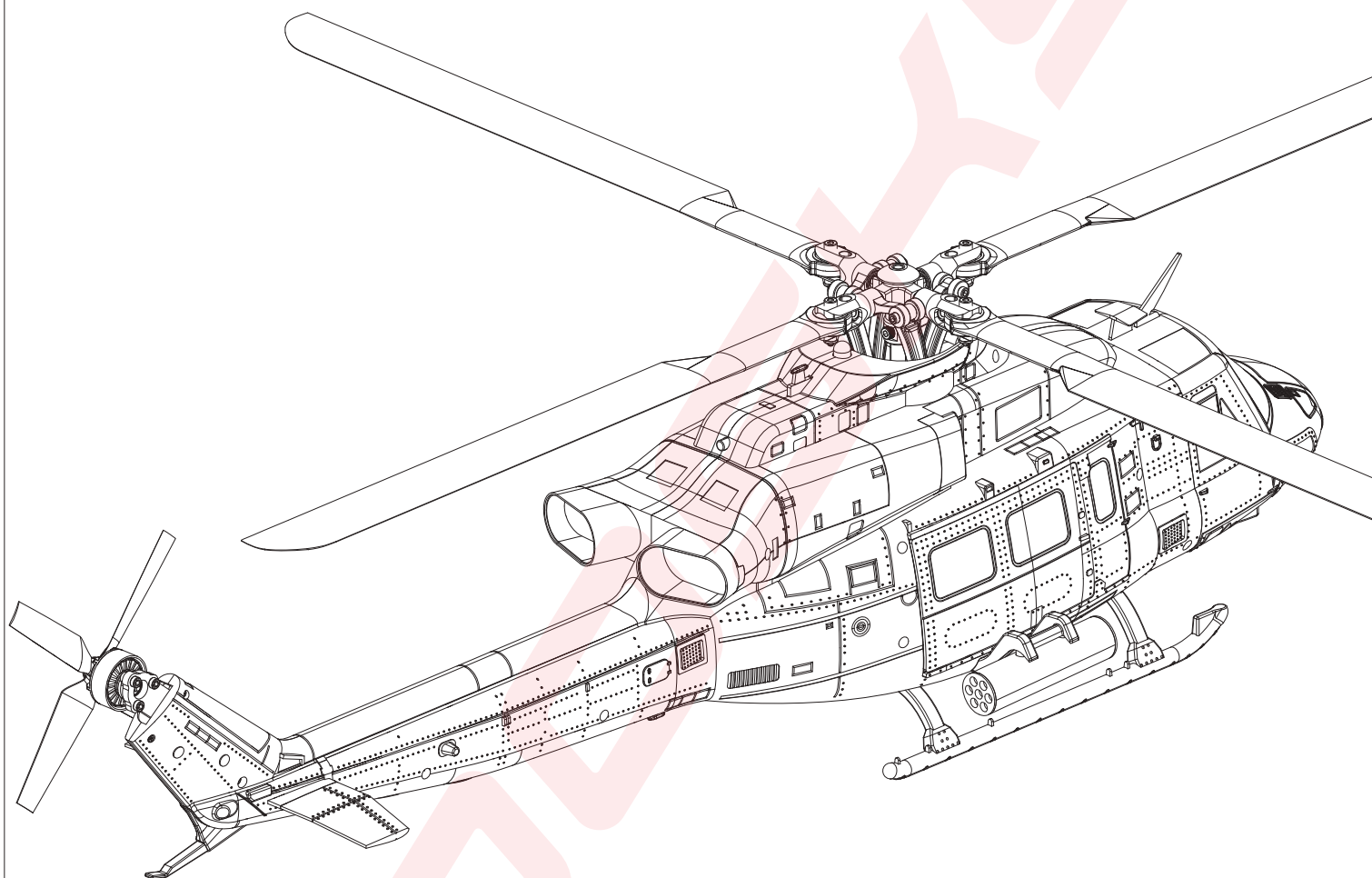


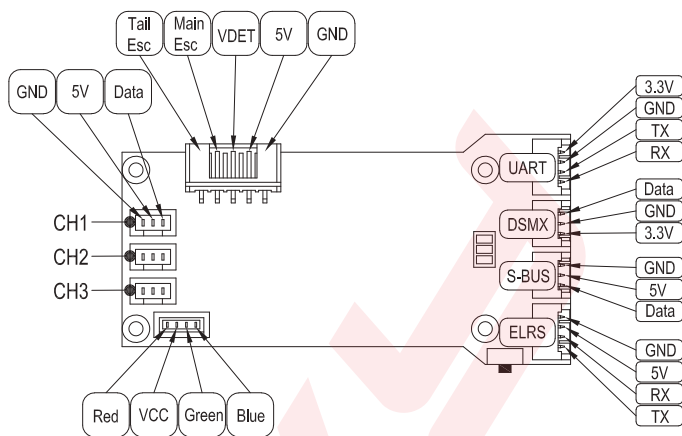
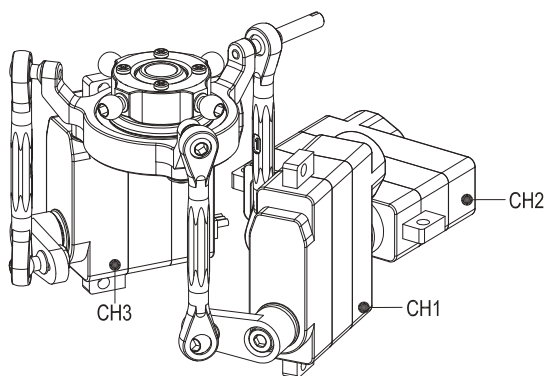
Notice:

- 1.A 1.5mm hex screwdriver is included in the box for assembling the main and tail blades.
2. The main blades rotate counterclockwise. Make sure to assemble the blades according to the provided illustration and be careful not to assemble them incorrectly.
3. Each main blade set is factory-calibrated and weighed. Do not mix blades from different sets, as this can cause the helicopter to fly unstably or vibrate abnormally, and you may lose control of the helicopter.
4. When assembling the main blades, do not tighten the screws too much. The blades should be able to fold by hand with a slight damping feeling. Make sure the blades have the same tightness to avoid vibrations and instability that can lead to loss of control. Always double-check the helicopter before take-off and establish a regular maintenance routine.

注意:

- 1: 包装盒内已配送1.5mm 内六角螺丝刀,可用于装配主桨和尾桨。
- 2: 主桨是逆时针旋转,桨叶装配方向要和图片一致,注意不要装错。
- 3: 每组主桨组,出厂时已完成选号,称重配对,当同时有多对主桨时,不可多组混搭使用。主桨组若混搭使用,会造成直升机飞行不稳异常震动,严重的可能会失控。
- 4: 主装配时固定螺丝绝对不能锁太紧,锁紧后需用手折动主桨,要有轻微的阻尼感为佳,四片主桨的紧度要一致。紧度不一致或者过紧会造成机体震动导致飞行时不稳定,严重的可能会导致失控,请务必小心注意,并养成飞行前检查并定期保养。





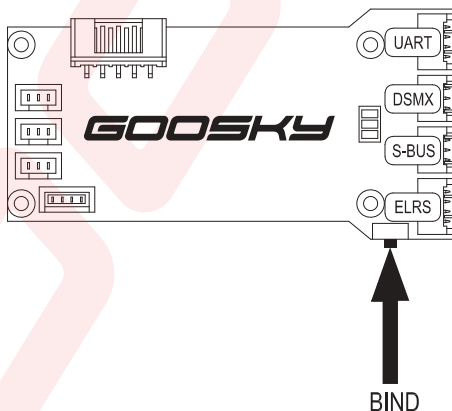
Flight Parameter Setting Introduction  
飞行参数设置说明

General Flight Mode 一般飞行模式			
Throttle 油门		Blade Pitch 螺距	
5	55	100	12.5°
4	55	65	5.5°
3	55	15	1.8°
2	55	-5	-0.6°
1	0	-20	-2.4°

IDLE 1 Mode IDLE 1模式			
Throttle 油门		Blade Pitch 螺距	
5	65	100	12.5°
4	65	50	5.5°
3	65	5	0.6°
2	65	-50	-5.5°
1	65	-100	-12.5°

IDLE 2 Mode IDLE 2模式			
Throttle 油门		Blade Pitch 螺距	
5	75	100	12.5°
4	75	50	5.5°
3	75	0	0°
2	75	-50	-5.5°
1	75	-100	-12.5°

Introduction for flight control binding  
飞控对频介绍



Turn on the GOOSKY T8 transmitter, press the BIND button for 3 times after the helicopter is powered on. The blue light flashes quickly. Keep the transmitter less than one meter away from the flight control. The flight control passes self-detection when the blue light is solid on. Then the binding is done.

Turn on the Futaba transmitter, adjust the communication protocol to (S-FHSS). Long press and hold the BIND button when the aircraft is powered on, the blue light flashes quickly then. Keep the transmitter less than one meter away from the flight control. The flight control passes self-detection when the blue light is solid on. Then the binding is done.

打开GOOSKY T8遥控器，飞机上电**连接3次**（BIND）按键等蓝灯快闪，遥控器靠近飞控小于1米距离，蓝灯常亮飞控通过自检，对频完成；

打开Futaba遥控器，将通信协议调整到(S-FHSS)，飞机上电**长按**（BIND）按键等蓝灯快闪，遥控器靠近飞控小于1米距离，蓝灯常亮飞控通过自检，对频完成；



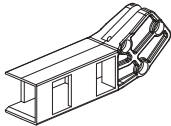
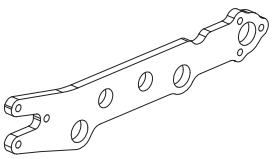
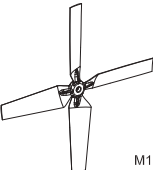
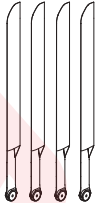
<p>Model: GT050001                  配件编号: GT050001                  Product name: Aluminium Rotor Hub                  配件名称: 主旋翼头组</p> <p>Package: Hang tag +PE bag                  包装方式: 吊卡+PE袋</p> <p>适用机型: E2</p> <p>M2=1PCS                  M2*10-L4=1PCS</p>	<p>Model: GT050002                  配件编号: GT050002                  Product name: Rotor Holder Set                  配件名称: 主桨头组</p> <p>Package: Hang tag +PE bag                  包装方式: 吊卡+PE袋</p> <p>单品1PCS                  适用机型: E2</p> <p>Ø3xØ4.4x4=2PCS                  Ø3xØ6x2.5=4PCS</p>	<p>Model: GT050003                  配件编号: GT050003                  Product name: Main Pitch Control Arm Set                  配件名称: 主螺距控制臂组</p> <p>Package: Hang tag +PE bag                  包装方式: 吊卡+PE袋</p> <p>单品4PCS                  适用机型: E2</p> <p>M2*8.5-L4=4PCS</p>	<p>Model: GT050004                  配件编号: GT050004                  Product name: Feathering Shaft Set                  配件名称: 桨夹横轴组</p> <p>Package: Hang tag +PE bag                  包装方式: 吊卡+PE袋</p> <p>单品2PCS                  适用机型: E2</p> <p>Ø2xØ5x0.2=4PCS                  M2x5=4PCS</p>
---	---	--	---

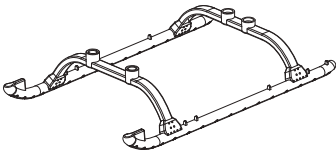
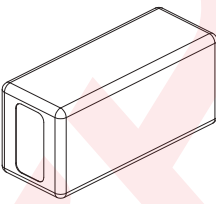
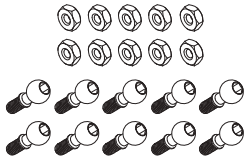
<p>Model: GT050005                  配件编号: GT050005                  Product name: Swashplate Set                  配件名称: 倾斜盘组件</p> <p>Package: Hang tag +PE bag                  包装方式: 吊卡+PE袋</p> <p>单品1PCS                  适用机型: E2</p>	<p>Model: GT050006                  配件编号: GT050006                  Product name: Ball Joint Screw Set                  配件名称: 球头螺丝组件</p> <p>Package: Hang tag +PE bag                  包装方式: 吊卡+PE袋</p> <p>单品1PCS                  适用机型: E2</p>	<p>Model: GT050007                  配件编号: GT050007                  Product name: Swash Inner Ring                  配件名称: 倾斜内盘组</p> <p>Package: Hang tag +PE bag                  包装方式: 吊卡+PE袋</p> <p>单品1PCS                  适用机型: E2</p>	<p>Model: GT050008                  配件编号: GT050008                  Product name: Swash Outer Ring                  配件名称: 倾斜外盘组</p> <p>Package: Hang tag +PE bag                  包装方式: 吊卡+PE袋</p> <p>单品1PCS                  适用机型: E2</p>
--	---	--	--

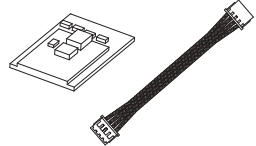
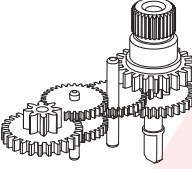
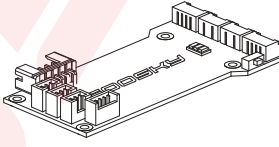
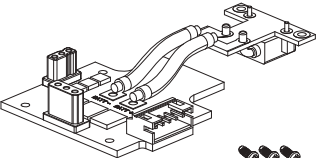
<p>Model: GT000108                  配件编号: GT000108                  Product name: Swashplate Ball set                  配件名称: 倾斜球固定座组</p> <p>Package: Hang tag +PE bag                  包装方式: 吊卡+PE袋</p> <p>适用机型: S2/E2</p>	<p>Model: GT050009                  配件编号: GT050009                  Product name: Plastic Servo case Set                  配件名称: 塑胶壳舵机组</p> <p>Package: Hang tag +PE bag                  包装方式: 吊卡+PE袋</p> <p>单品1PCS                  适用机型: E2</p> <p>1SET                  Ø3,175x7,3-M1,6=1PCS                  M1,6=1PCS                  ST1,6*6PB=2PCS</p>	<p>Model: GT000012                  配件编号: GT000012                  Product name: Servo to Swash Links                  配件名称: 双孔球头连杆</p> <p>Package: Hang tag +PE bag                  包装方式: 吊卡+PE袋</p> <p>单品5PCS                  适用机型: S2/E2</p>	<p>Model: GT000014                  配件编号: GT000014                  Product name: Servo swing arm                  配件名称: 舵机摆臂</p> <p>Package: Hang tag +PE bag                  包装方式: 吊卡+PE袋</p> <p>单品10PCS                  适用机型: S1/S2/E2</p>
--	--	--	---

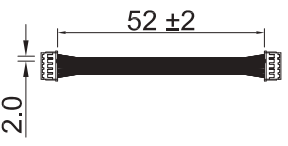
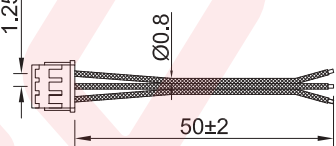
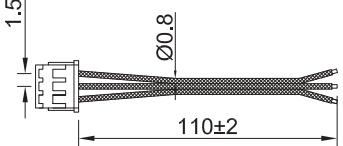
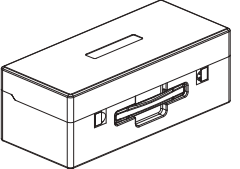
<p>Model: GT050010                  配件编号: GT050010                  Product name: Main Body Frame                  配件名称: 主机架组</p> <p>Package: Hang tag +PE bag                  包装方式: 吊卡+PE袋</p> <p>单品1PCS                  适用机型: E2</p> <p>Ø4xØ10x4=2PCS</p>	<p>Model: GT050011                  配件编号: GT050011                  Product name: Motor Mount                  配件名称: 电机底座组</p> <p>Package: Hang tag +PE bag                  包装方式: 吊卡+PE袋</p> <p>单品1PCS                  适用机型: E2</p> <p>ST2*8PB=4PCS</p>	<p>Model: GT050012                  配件编号: GT050012                  Product name: Anti-rotation bracket Set                  配件名称: 限位支架组</p> <p>Package: Hang tag +PE bag                  包装方式: 吊卡+PE袋</p> <p>单品1PCS                  适用机型: E2</p> <p>ST1,7*6PB=2PCS</p>	<p>Model: GT050013                  配件编号: GT050013                  Product name: LED Set                  配件名称: 指示灯组</p> <p>Package: Hang tag +PE bag                  包装方式: 吊卡+PE袋</p> <p>单品1PCS                  适用机型: E2</p> <p>ST1,6*5PB=2PCS</p>
---	---	---	--

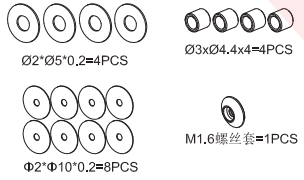
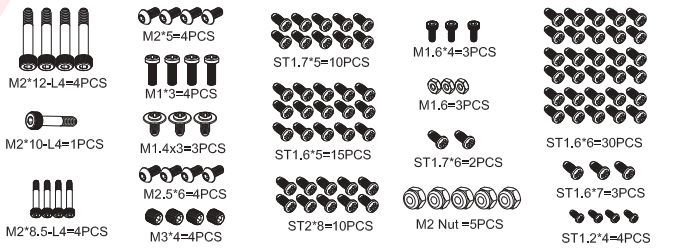
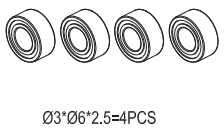
<p>Model: GT050014                  配件编号: GT050014                  Product name: Main Shaft Set                  配件名称: 主轴组</p> <p>Package: Hang tag +PE bag                  包装方式: 吊卡+PE袋</p> <p>单品2PCS                  适用机型: E2</p> <p>M3*4=4PCS</p>	<p>Model: GT050015                  配件编号: GT050015                  Product name: Main motor                  配件名称: 主电机组</p> <p>Package: Hang tag +PE bag                  包装方式: 吊卡+PE袋</p> <p>单品1PCS                  适用机型: E2</p> <p>M2.5x6=4PCS</p>	<p>Model: GT050016                  配件编号: GT050016                  Product name: Tail Motor Set                  配件名称: 尾电机组</p> <p>Package: Hang tag +PE bag                  包装方式: 吊卡+PE袋</p> <p>单品1PCS                  适用机型: E2</p> <p>M1,6*4=3PCS</p>	<p>Model: GT050017                  配件编号: GT050017                  Product name: Tail Boom                  配件名称: 尾管</p> <p>Package: Hang tag +PE bag                  包装方式: 吊卡+PE袋</p> <p>单品1PCS                  适用机型: E2</p>
---	--	--	--

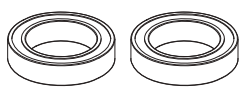
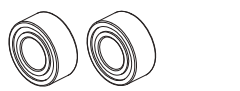
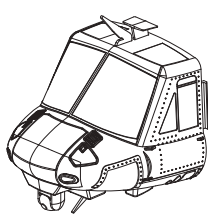
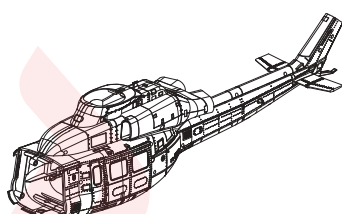
<p>Model: GT050018                  配件编号: GT050018                  Package: Hang tag +PE bag                  包装方式: 吊卡+PE袋                  Product name: Tail Connection Set                  配件名称: 尾转接支架组</p> <p>单品1PCS                  适用机型: E2</p>  <p>ST1.6*7PB=2PCS</p>	<p>Model: GT050019                  配件编号: GT050019                  Package: Hang tag +PE bag                  包装方式: 吊卡+PE袋                  Product name: Tail Motor Carbon Mount                  配件名称: 尾电机固定碳板</p> <p>单品1PCS                  适用机型: E2</p> 	<p>Model: GT050020                  配件编号: GT050020                  Package: Hang tag +PE bag                  包装方式: 吊卡+PE袋                  Product name: Tail Blade Set                  配件名称: 尾桨组件</p> <p>单品1PCS                  适用机型: E2</p>  <p>M1.6螺丝套=2PCS                  M1.6*4=2PCS</p>	<p>Model: GT050021                  配件编号: GT050021                  Package: Hang tag +PE bag                  包装方式: 吊卡+PE袋                  Product name: Main Blade Set                  配件名称: 主桨组件</p> <p>单品4PCS                  适用机型: E2</p> 
--	---	---	---

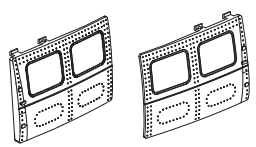
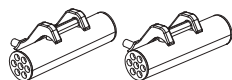
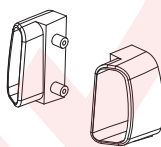
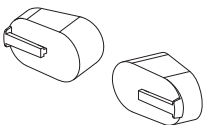
<p>Model: GT050022                  配件编号: GT050022                  Package: Hang tag +PE bag                  包装方式: 吊卡+PE袋                  Product name: Main Blade Screw Set                  配件名称: 主桨固定螺丝组</p> <p>Φ2*Φ10*0.2x8                  M2X12 半牙x4                  M2尼龙防松螺母x4</p>	<p>Model: GT050023                  配件编号: GT050023                  Package: Hang tag +PE bag                  包装方式: 吊卡+PE袋                  Product name: Landing Skld                  配件名称: 脚架组</p> <p>单品1PCS                  适用机型: E2</p> 	<p>Model: GT050024                  配件编号: GT050024                  Package: bar code +Box                  包装方式: 条形码+包装盒                  Product name: 11.1V 1600mAh High C Rate LiPo battery                  配件名称: 11.1V 1600mAh 锂电池</p> <p>单品1PCS                  适用机型: E2</p> 	<p>Model: GT000081                  配件编号: GT000081                  Package: Hang tag +PE bag                  包装方式: 吊卡+PE袋                  Product name: Swing arm ball joint group                  配件名称: 舵机摆臂球头组</p> <p>适用机型: S2                  E2</p> 
--	--	---	--

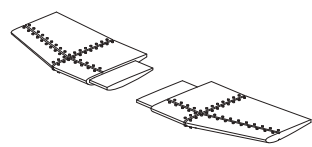
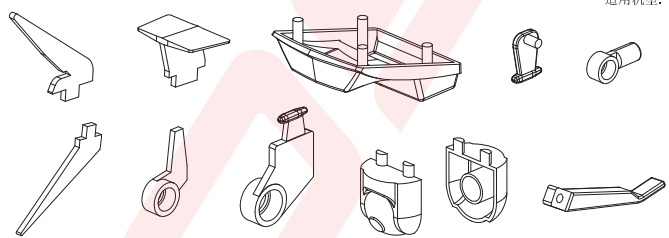
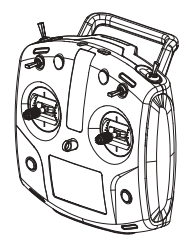
<p>Model: GT000048                  配件编号: GT000048                  Package: Hang tag +ESD bag                  包装方式: 吊卡+防静电袋                  Product name: APP Bluetooth Module                  配件名称: 蓝牙模块</p> <p>适用机型:                  S1/S2/RS4/E2</p> 	<p>Model: GT050025                  配件编号: GT050025                  Package: Hang tag +PE bag                  包装方式: 吊卡+PE袋                  Product name: Swashplate Servo Gear Set                  配件名称: 舵机齿轮组</p> <p>适用机型: E2</p> 	<p>Model: GT050026                  配件编号: GT050026                  Package: Hang tag +ESD bag                  包装方式: 吊卡+防静电袋                  Product name: Flight Control Board                  配件名称: 飞控模块</p> <p>适用机型: E2</p>  <p>ST1.7*5=4PCS</p>	<p>Model: GT050027                  配件编号: GT050027                  Package: Hang tag +ESD bag                  包装方式: 吊卡+防静电袋                  Product name: ESC Board                  配件名称: 电调模块</p> <p>适用机型: E2</p>  <p>ST1.7*5=6PCS</p>
--	---	--	--

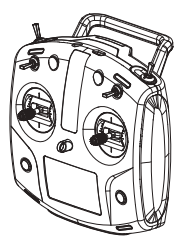

<p>Model: GT050028                  配件编号: GT050028                  Package: Hang tag +PE bag                  包装方式: 吊卡+PE袋                  Product name: ESC to FC Cable                  配件名称: 电调连接线</p> <p>单品2PCS                  适用机型: E2</p>  <p>52 ±2                  2.0</p>	<p>Model: GT000072                  配件编号: GT000072                  Package: Hang tag +PE bag                  包装方式: 吊卡+PE袋                  Product name: SBUS Receiver External Cable                  配件名称: SBUS 接收机外接连接线</p> <p>单品5PCS                  适用机型: E2</p>  <p>1.25                  0.8                  50 ±2</p>	<p>Model: GT000073                  配件编号: GT000073                  Package: Hang tag +PE bag                  包装方式: 吊卡+PE袋                  Product name: DSMX Receiver External Cable                  配件名称: DSMX 接收机外接连接线</p> <p>单品5PCS                  适用机型: E2</p>  <p>1.5                  0.8                  110 ±2</p>	<p>Model: GT050029                  配件编号: GT050029                  Package: bar code +Box                  包装方式: 条形码+纸盒                  Product name: EPP Carrying Case                  配件名称: EPP包装盒</p> <p>适用机型: E2</p> 
--	--	---	---

<p>Model: GT050030                  配件编号: GT050030                  Package: Hang tag +PE bag                  包装方式: 吊卡+PE袋                  Product name: Washer Set                  配件名称: 垫片组</p> <p>适用机型: E2</p>  <p>Φ2*Φ5*0.2=4PCS                  Φ3xΦ4.4x4=4PCS                  M1.6螺丝套=1PCS                  Φ2*Φ10*0.2=8PCS</p>	<p>Model: GT050031                  配件编号: GT050031                  Package: Hang tag +PE bag                  包装方式: 吊卡+PE袋                  Product name: Screw Set                  配件名称: 螺丝组</p> <p>适用机型: E2</p>  <p>M2*5=4PCS                  M2*12-L4=4PCS                  M1*3=4PCS                  M2*10-L4=1PCS                  M1.4x3=3PCS                  M2.5*6=4PCS                  M2*8.5-L4=4PCS                  M3*4=4PCS                  ST1.7*5=10PCS                  ST1.6*5=15PCS                  ST2*8=10PCS                  M1.6*4=3PCS                  M1.6=3PCS                  ST1.7*6=2PCS                  M2 Nut=5PCS                  ST1.6*6=30PCS                  ST1.6*7=3PCS                  ST1.2*4=4PCS</p>	<p>Model: GT000063                  配件编号: GT000063                  Package: Hang tag +PE bag                  包装方式: 吊卡+PE袋                  Product name: Ball bearing set (MR63ZZ)                  配件名称: 滚珠轴承套(MR63ZZ)</p> <p>适用机型: S2                  E2</p>  <p>Φ3*Φ6*2.5=4PCS</p>
--	--	---

<p>Model: GT00064 Package: Hang tag +PE bag                  配件编号: GT00064 包装方式: 吊卡+PE袋                  Product name: Ball bearing set (6701ZZ)                  配件名称: 滚珠轴承组(6701ZZ)</p> <p>适用机型: S2 E2</p>  <p>Φ12*Φ18*4 =2PCS</p>	<p>Model: GT00065 Package: Hang tag +PE bag                  配件编号: GT00065 包装方式: 吊卡+PE袋                  Product name: Ball bearing set (MR104ZZ)                  配件名称: 滚珠轴承组(MR104ZZ)</p> <p>适用机型: S2 E2</p>  <p>Φ4*Φ10*4 =2PCS</p>	<p>Model: GT050032 Package: Hang tag +BOX                  配件编号: GT050032 包装方式: 包装盒                  Product name: Fuselage (Front Part)                  配件名称: 机头罩组</p> <p>适用机型: E2</p> 	<p>Model: GT050033 Package: Hang tag +BOX                  配件编号: GT050033 包装方式: 包装盒                  Product name: Fuselage (Rear Part)                  配件名称: 机身组</p> <p>适用机型: E2</p> 
---	--	---	--

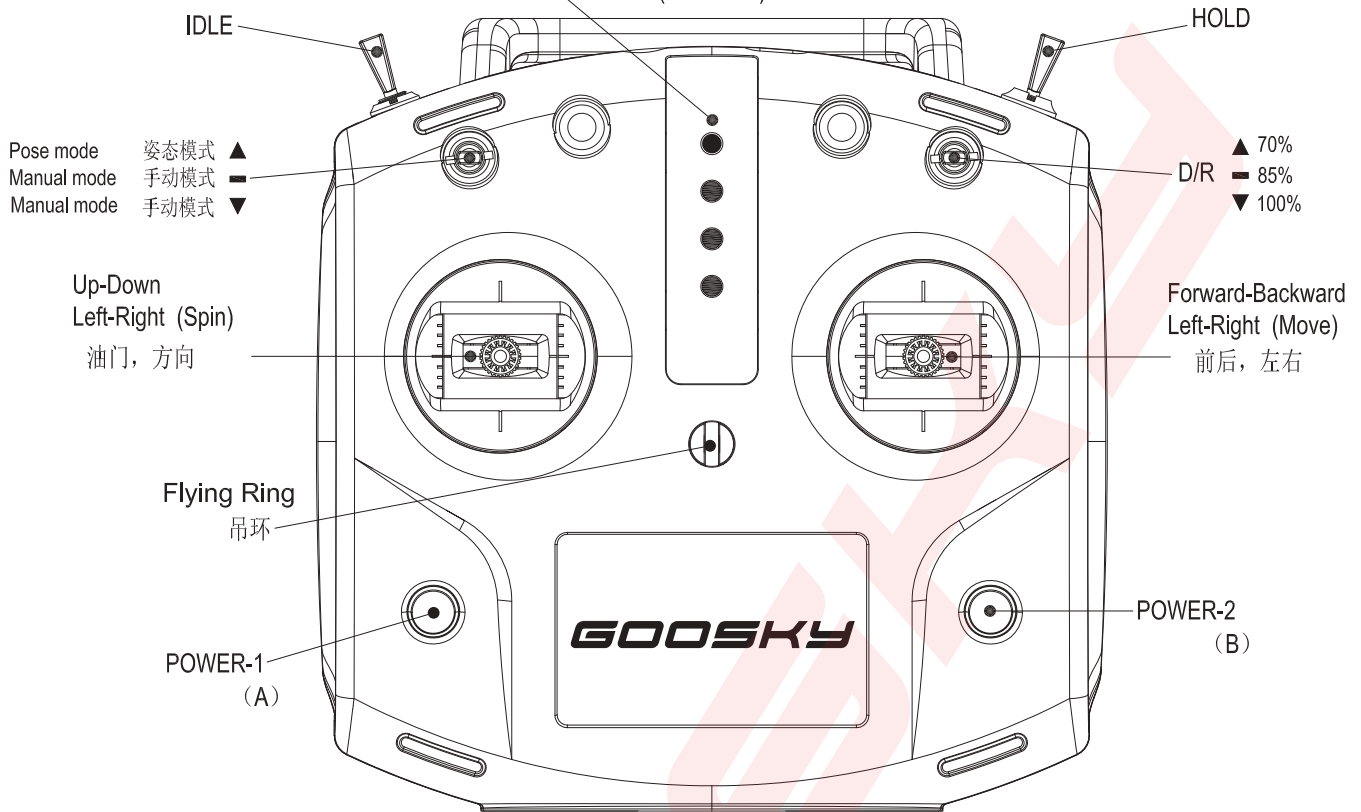
<p>Model: GT050034 Package: bar code +White box                  配件编号: GT050034 包装方式: 条形码+白盒                  Product name: Side Door Set                  配件名称: 舱门组</p> <p>适用机型: E2</p> 	<p>Model: GT050035 Package: bar code +White box                  配件编号: GT050035 包装方式: 条形码+白盒                  Product name: Arms Set                  配件名称: 挂载组</p> <p>适用机型: E2</p> 	<p>Model: GT050036 Package: bar code +White box                  配件编号: GT050036 包装方式: 条形码+白盒                  Product name: Air Inlet Set                  配件名称: 进气口组</p> <p>适用机型: E2</p> 	<p>Model: GT050037 Package: bar code +White box                  配件编号: GT050037 包装方式: 条形码+白盒                  Product name: Air Outlet Set                  配件名称: 排气口组</p> <p>适用机型: E2</p> 
--	---	--	--

<p>Model: GT050038 Package: bar code +White box                  配件编号: GT050038 包装方式: 条形码+白盒                  Product name: Horizontal Stabilizer Set                  配件名称: 水平翼组</p> <p>适用机型: E2</p> 	<p>Model: GT050039 Package: bar code +White box                  配件编号: GT050039 包装方式: 条形码+白盒                  Product name: Fuselage Accessory Set                  配件名称: 机身配件组</p> <p>适用机型: E2</p> 		<p>Model: GT00066 Package: Hang tag +BOX                  配件编号: GT00066 包装方式: 包装盒                  Product name: Transmitter-MODE1                  配件名称: 遥控器-右手油门</p> <p>适用机型: S1/S2/E2</p> 
--	--	--	--

<p>Model: GT00067 Package: Hang tag +BOX                  配件编号: GT00067 包装方式: 包装盒                  Product name: Transmitter-MODE2                  配件名称: 遥控器-左手油门</p> <p>适用机型: S1/S2/E2</p> 	<p>Model: GT00070 Package: bar code +White box                  配件编号: GT00070 包装方式: 条形码+白盒                  Product name: T8 remote control battery                  配件名称: T8遥控器电池</p> <p>单品1PCS 适用机型: T8遥控器</p> 
--	--

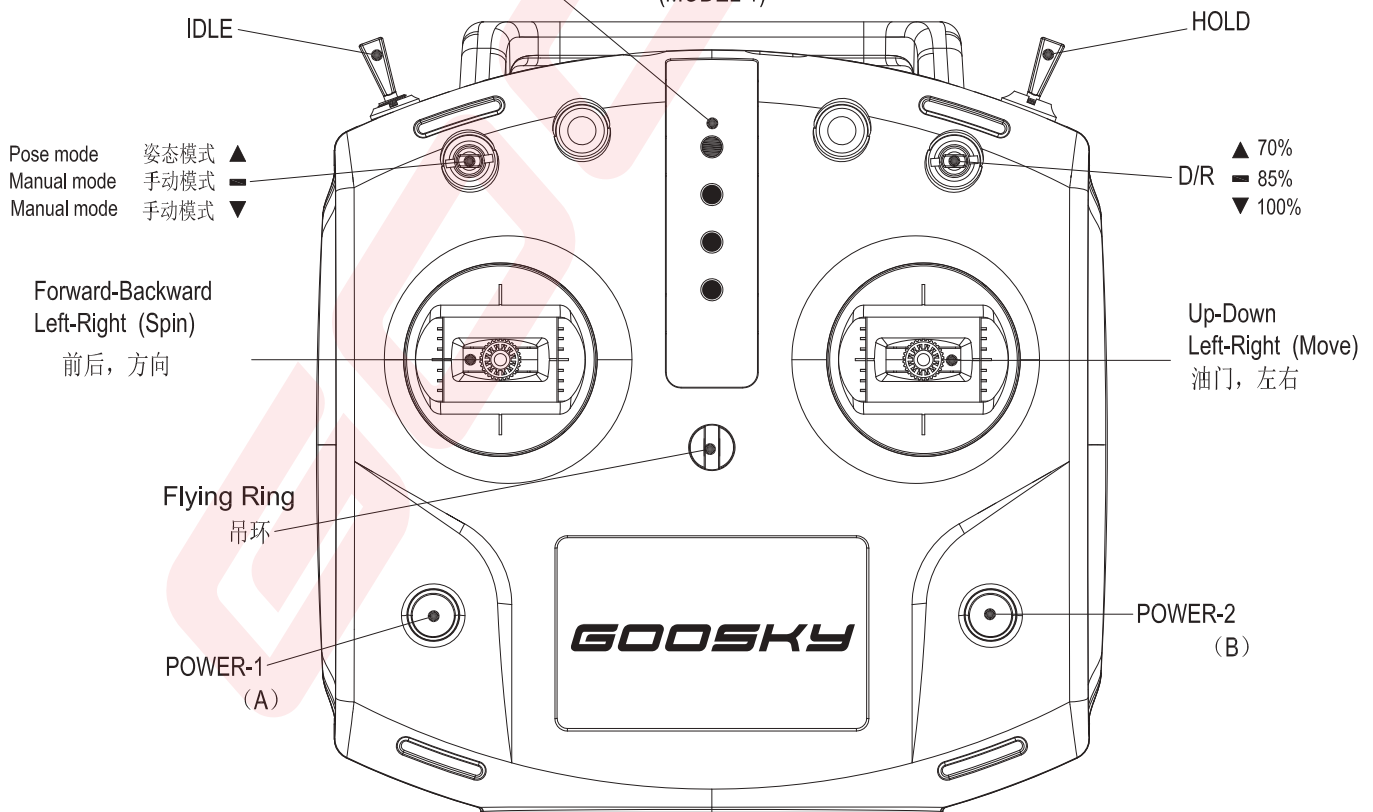
Remote Control Power Light(LED: Green (fully charged) Red (low power))  
遥控器电源指示灯 (绿色-充满电、红色-低电量)

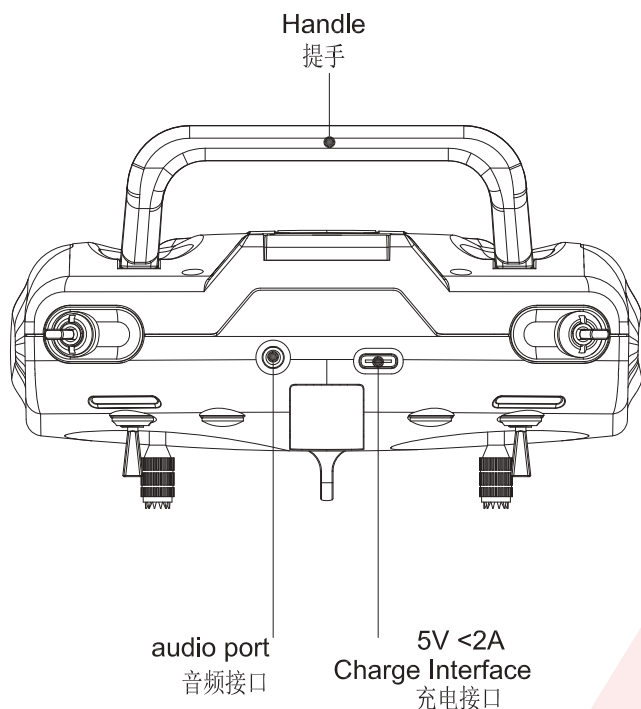
(MODEL 2)



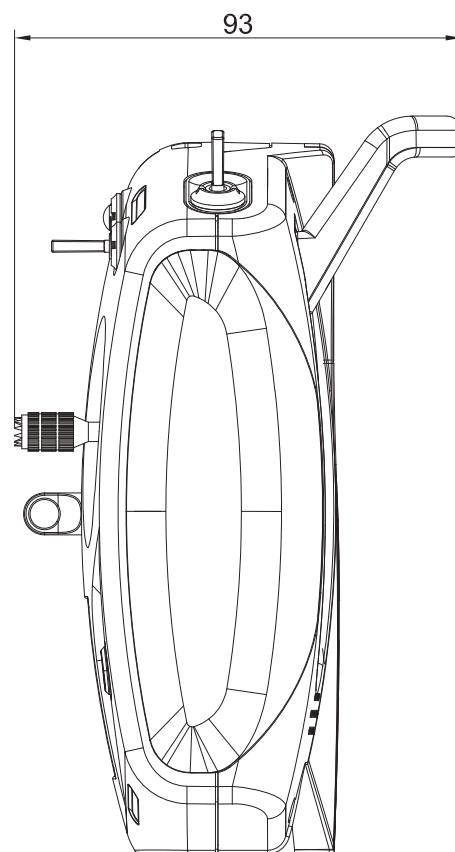
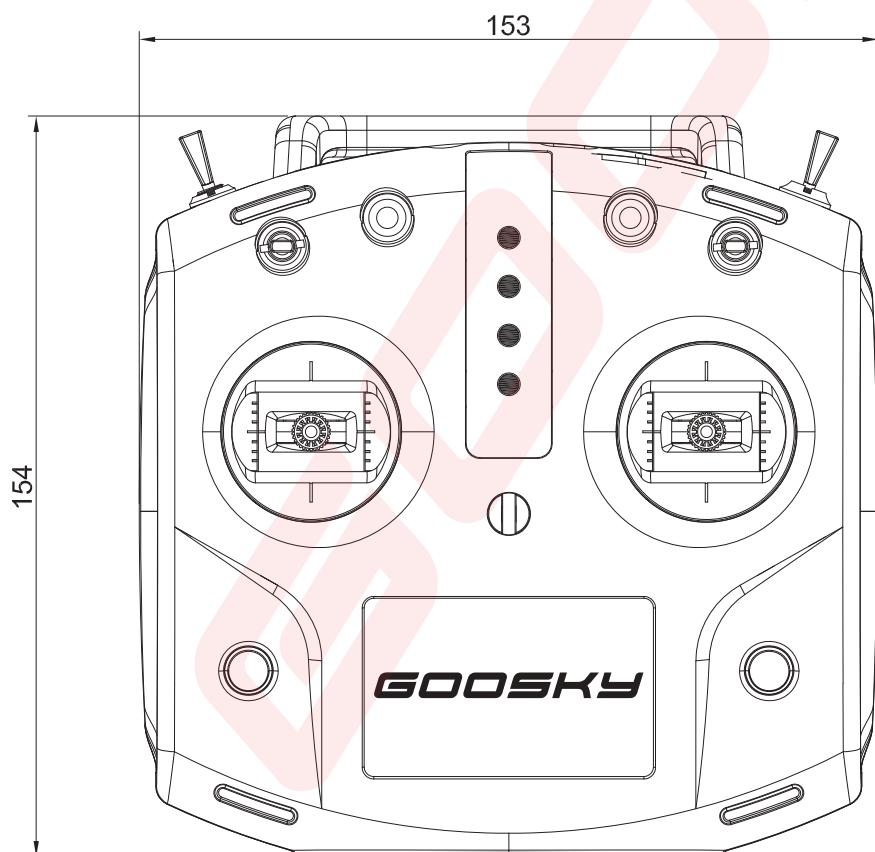
Remote Control Power Light(LED: Green (fully charged) Red (low power))  
遥控器电源指示灯 (绿色-充满电、红色-低电量)

(MODEL 1)





- (Product Model)产品型号: T8
- (Size)外形尺寸长: L153\*W93\*H154
- (Radio Frequency)无线频率: 2.404GHz--2.4475 GHz
- (Transmit Power)发射功率: < 20 dBm
- (Weight)重量约: 335g
- (Modulation Mode)调制方式: 2FSK
- (Spread Spectrum Mode)扩频方式: FHSS
- (Operating Voltage)工作电压: 3.7V
- (Effective Distance)遥控距离: 300m
- (Charging Port)充电接口: USB-C
- (Low Voltage Alarm)低电压报警: 3.35V
- (Battery Type)电池类型: Lithium Polyer Battery
- (Battery Capacity)电池容规格: 18650 2800mAh 3.7V
- (Coach Interface)音频接口: PPM输出





**GOOSKY**

Guangdong Goosky Technology Innovation Co., Ltd.  
[www.goo-sky.com](http://www.goo-sky.com)

© 2024